


# BMS VAC Installation Guide



Editor: KOLBE

Version: BMS 4.34.0

**CHANGE 0**

01. 2019

# 1 INTRODUCTION

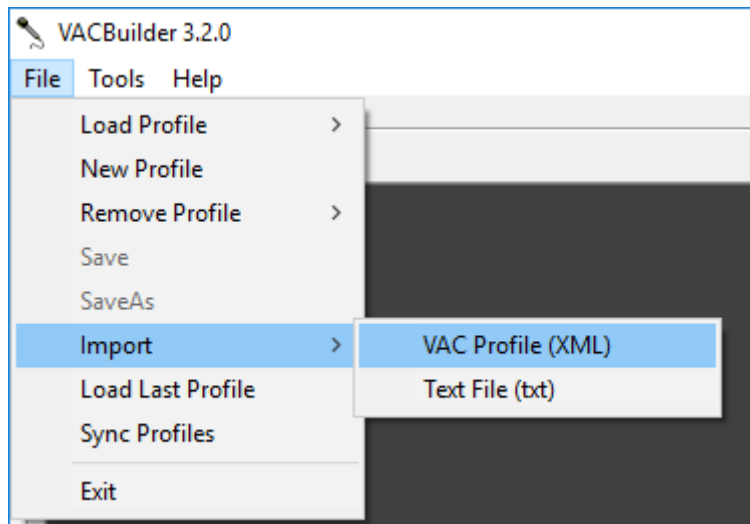
We provide ready to use VAC profiles. They are kept very simple just to give you a quick start using voice activated commands (VAC) software with Falcon BMS. Of course you can adjust it to your liking.

File:               BMS\_VAC\_(QWERTY).xml  
                      BMS\_VAC\_(QWERTZ).xml  
                      BMS\_VAC\_(AZERTY).xml

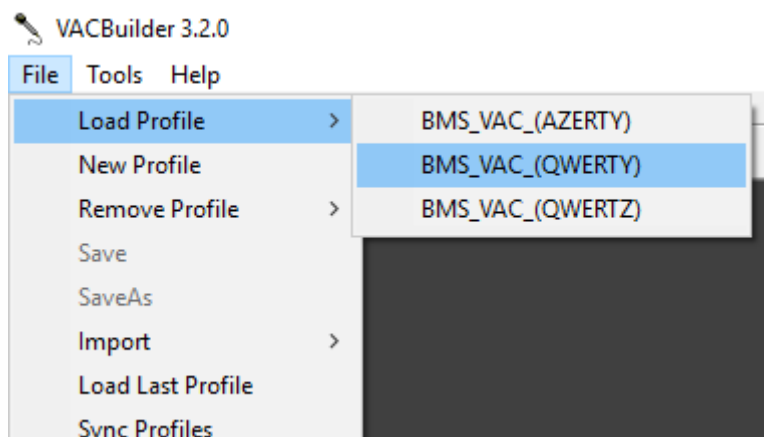
Version:          v1.0

VAC Software:    v3.2.0

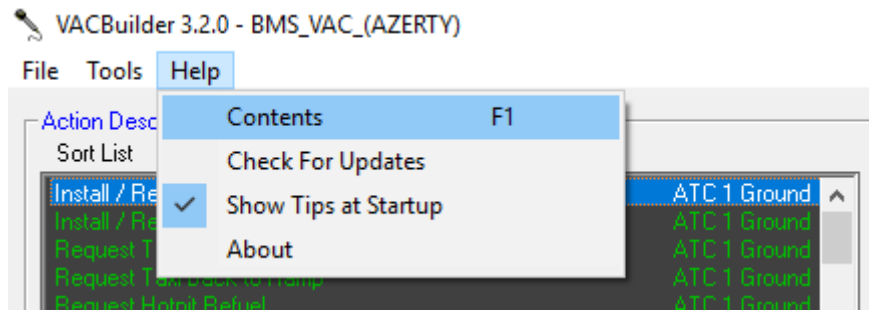
As you can see you can chose one of three available profiles depending on your locale. You don't need to save the .xml file to a specific folder. Just import it in VAC Builder (chose VAC Profile (XML) option).



The imported profiles will then be available in "Load Profile". This is also the case in the VAC System program which starts your voice recognition software.



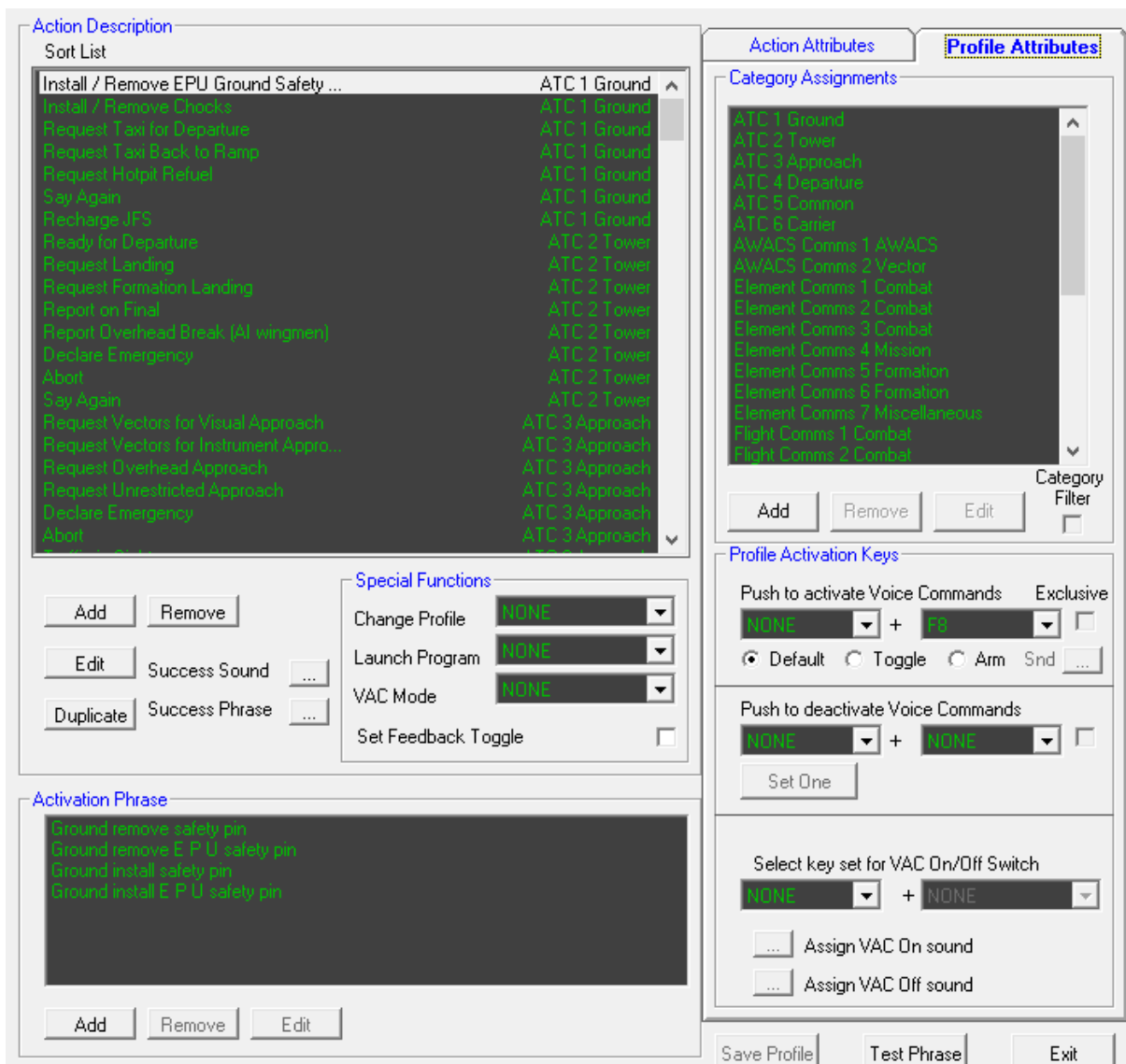
It is assumed that you have at least basic knowledge using the VAC software. For detailed instructions read the integrated help



or visit the software vendors homepage:

<http://www.dwvac.com/>

VAC is activated via the key “F8”. The activation method is set to “default” which means you have to depress the activation key while speaking the activation phrase. Be advised that there are possible conflicts in case you also use TrackIR.



## 2 COMMAND LIST

---

Below you find a list of all actions and phrases along with the corresponding QWERTY, QWERTZ and AZERTY keystrokes.

### **Action: Install / Remove EPU Ground Safety Pin**

QWERTY: t1 | QWERTZ: t1 | AZERTY: t1

Phrase 1: Ground remove safety pin

Phrase 2: Ground remove E P U safety pin

Phrase 3: Chief remove safety pin

Phrase 4: Chief remove E P U safety pin

Phrase 5: Remove safety pin

Phrase 6: Remove E P U safety pin

Phrase 7: Ground install safety pin

Phrase 8: Ground install E P U safety pin

Phrase 9: Chief install safety pin

Phrase 10: Chief install E P U safety pin

Phrase 11: Install safety pin

Phrase 12: Install E P U safety pin

### **Action: Install / Remove Chocks**

QWERTY: t2 | QWERTZ: t2 | AZERTY: t2

Phrase 1: Ground remove chocks

Phrase 2: Ground chocks away

Phrase 3: Chief remove chocks

Phrase 4: Chief chocks away

Phrase 5: Remove chocks

Phrase 6: Chocks away

Phrase 7: Ground install chocks

Phrase 8: Chief install chocks

Phrase 9: Install chocks

### **Action: Request Taxi for Departure**

QWERTY: t3 | QWERTZ: t3 | AZERTY: t3

Phrase 1: Ground request taxi

Phrase 2: Ground request taxi for departure

Phrase 3: Request taxi

Phrase 4: Request taxi for departure

### **Action: Request Taxi Back to Ramp**

QWERTY: t4 | QWERTZ: t4 | AZERTY: t4

Phrase 1: Ground request taxi back

Phrase 2: Ground request taxi back to ramp

Phrase 3: Ground request taxi to apron

Phrase 4: Ground request taxi to the apron

Phrase 5: Request taxi back

Phrase 6: Request taxi back to ramp

Phrase 7: Request taxi to apron

Phrase 8: Request taxi to the apron

**Action: Request Hotpit Refuel**

QWERTY: t5 | QWERTZ: t5 | AZERTY: t5

Phrase 1: Ground request hotpit refuel

Phrase 2: Request hotpit refuel

**Action: Say Again**

QWERTY: t6 | QWERTZ: t6 | AZERTY: t6

Phrase 1: Ground repeat

Phrase 2: Ground say again

Phrase 3: Ground repeat last transmission

**Action: Recharge JFS**

QWERTY: t7 | QWERTZ: t7 | AZERTY: t7

Phrase 1: Ground Recharge JFS

Phrase 2: Chief Recharge JFS

Phrase 3: Recharge JFS

**Action: Ready for Departure**

QWERTY: tt1 | QWERTZ: tt1 | AZERTY: tt1

Phrase 1: Tower ready for departure

Phrase 2: Tower request early departure

Phrase 3: Tower request rolling takeoff

Phrase 4: Ready for departure

Phrase 5: Request early departure

Phrase 6: Request rolling takeoff

**Action: Request Landing**

QWERTY: tt2 | QWERTZ: tt2 | AZERTY: tt2

Phrase 1: Tower Request Landing

Phrase 2: Request Landing

**Action: Request Formation Landing**

QWERTY: tt3 | QWERTZ: tt3 | AZERTY: tt3

Phrase 1: Tower Request Formation Landing

Phrase 2: Request Formation Landing

**Action: Report on Final**

QWERTY: tt4 | QWERTZ: tt4 | AZERTY: tt4

Phrase 1: Tower on final

Phrase 2: Tower short final

Phrase 3: On final

Phrase 4: Short final

**Action: Report Overhead Break (All wingmen)**

QWERTY: tt5 | QWERTZ: tt5 | AZERTY: tt5

Phrase 1: One in the break

Phrase 2: Two in the break

Phrase 3: Three in the break

Phrase 4: Four in the break

Phrase 5: Overhead break

**Action: Declare Emergency**

QWERTY: tt6 | QWERTZ: tt6 | AZERTY: tt6

Phrase 1: Tower Declaring an Emergency

Phrase 2: Tower request emergency landing





Phrase 3: Tower request priority landing

**Action: Abort**

QWERTY: tt7 | QWERTZ: tt7 | AZERTY: tt7

Phrase 1: Tower going around

Phrase 2: Tower cancel approach

Phrase 3: Tower aborting approach

**Action: Say Again**

QWERTY: tt8 | QWERTZ: tt8 | AZERTY: tt8

Phrase 1: Tower repeat

Phrase 2: Tower say again

Phrase 3: Tower repeat last transmission

**Action: Request Vectors for Visual Approach**

QWERTY: ttt1 | QWERTZ: ttt1 | AZERTY: ttt1

Phrase 1: Approach request visual approach

Phrase 2: Approach request vectors for visual approach

Phrase 3: Request visual approach

Phrase 4: Request vectors for visual approach

**Action: Request Vectors for Instrument Approach**

QWERTY: ttt2 | QWERTZ: ttt2 | AZERTY: ttt2

Phrase 1: Approach request instrument approach

Phrase 2: Approach request I L S approach

Phrase 3: Approach request tacan approach

Phrase 4: Approach request vectors for instrument approach

Phrase 5: Approach request vectors for I L S approach

Phrase 6: Approach request vectors for tacan approach

Phrase 7: Request vectors for instrument approach

Phrase 8: Request vectors for I L S approach

Phrase 9: Request vectors for tacan approach

**Action: Request Overhead Approach**

QWERTY: ttt3 | QWERTZ: ttt3 | AZERTY: ttt3

Phrase 1: Approach request overhead break

Phrase 2: Approach request overhead approach

Phrase 3: Request overhead break

Phrase 4: Request overhead approach

**Action: Request Unrestricted Approach**

QWERTY: ttt4 | QWERTZ: ttt4 | AZERTY: ttt4

Phrase 1: Approach request free approach

Phrase 2: Approach request straight in approach

Phrase 3: Approach request own approach

Phrase 4: Approach request Unrestricted Approach

Phrase 5: Request free approach

Phrase 6: Request straight in approach

Phrase 7: Request own approach

Phrase 8: Request Unrestricted Approach

**Action: Declare Emergency**

QWERTY: ttt5 | QWERTZ: ttt5 | AZERTY: ttt5

Phrase 1: Approach declaring an emergency



Phrase 2: Approach request emergency landing

Phrase 3: Approach request priority landing

**Action: Abort**

QWERTY: ttt6 | QWERTZ: ttt6 | AZERTY: ttt6

Phrase 1: Approach going around

Phrase 2: Approach cancel approach

Phrase 3: Approach aborting approach

**Action: Traffic in Sight**

QWERTY: ttt7 | QWERTZ: ttt7 | AZERTY: ttt7

Phrase 1: Approach traffic in sight

Phrase 2: Approach visual on traffic

Phrase 3: Traffic in sight

Phrase 4: Visual on traffic

**Action: Say Again**

QWERTY: ttt8 | QWERTZ: ttt8 | AZERTY: ttt8

Phrase 1: Approach repeat

Phrase 2: Approach say again

Phrase 3: Approach repeat last transmission

**Action: Report Airborne**

QWERTY: tttt1 | QWERTZ: tttt1 | AZERTY: tttt1

Phrase 1: Departure report airborne

Phrase 2: Departure airborne

Phrase 3: Report airborne

Phrase 4: Airborne

Phrase 5: Airborne request departure

**Action: Request QNH**

QWERTY: ttttt1 | QWERTZ: ttttt1 | AZERTY: ttttt1

Phrase 1: Tower request QNH

Phrase 2: Request QNH

**Action: Request QFE**

QWERTY: ttttt2 | QWERTZ: ttttt2 | AZERTY: ttttt2

Phrase 1: Tower request QFE

Phrase 2: Request QFE

**Action: Takeoff Runway**

QWERTY: ttttt3 | QWERTZ: ttttt3 | AZERTY: ttttt3

Phrase 1: Tower takeoff runway

Phrase 2: Tower say takeoff runway

Phrase 3: Ground takeoff runway

Phrase 4: Ground say takeoff runway

Phrase 5: Request takeoff runway

**Action: Landing Runway**

QWERTY: ttttt4 | QWERTZ: ttttt4 | AZERTY: ttttt4

Phrase 1: Tower landing runway

Phrase 2: Tower say landing runway

Phrase 3: Ground landing runway

Phrase 4: Ground say landing runway

Phrase 5: Approach landing runway



Phrase 6: Approach say landing runway

Phrase 7: Request landing runway

**Action: Request Wind Check**

QWERTY: ttttt5 | QWERTZ: ttttt5 | AZERTY: ttttt5

Phrase 1: Tower wind check

Phrase 2: Tower request wind

Phrase 3: Tower say wind

Phrase 4: Wind check

Phrase 5: Request wind

Phrase 6: Say wind

**Action: Inbound "Mother"**

QWERTY: tttttt1 | QWERTZ: tttttt1 | AZERTY: tttttt1

Phrase 1: Mother Inbound

Phrase 2: Carrier Inbound

Phrase 3: Inbound

**Action: Report "See You"**

QWERTY: tttttt2 | QWERTZ: tttttt2 | AZERTY: tttttt2

Phrase 1: Mother See You

Phrase 2: Carrier See You

Phrase 3: See you

**Action: Report "Platform"**

QWERTY: tttttt3 | QWERTZ: tttttt3 | AZERTY: tttttt3

Phrase 1: Mother Platform

Phrase 2: Carrier Platform

Phrase 3: Platform

**Action: Call "the Ball"**

QWERTY: tttttt4 | QWERTZ: tttttt4 | AZERTY: tttttt4

Phrase 1: Roger ball

Phrase 2: Call the Ball

**Action: Report Overhead Break**

QWERTY: tttttt5 | QWERTZ: tttttt5 | AZERTY: tttttt5

Phrase 1: Mother in the break

Phrase 2: Carrier in the break

**Action: Abort**

QWERTY: ttttt6 | QWERTZ: ttttt6 | AZERTY: ttttt6

Phrase 1: Mother Abort Approach

Phrase 2: Carrier Abort Approach

Phrase 3: Mother aborting

Phrase 4: Carrier aborting

**Action: Request Picture**

QWERTY: q1 | QWERTZ: q1 | AZERTY: a1

Phrase 1: Chalis request picture

Phrase 2: Chalis say picture

Phrase 3: Sentry request picture

Phrase 4: Sentry say picture

Phrase 5: Dragnet request picture

Phrase 6: Dragnet say picture





Phrase 7: Magic request picture

Phrase 8: Magic say picture

Phrase 9: Request picture

Phrase 10: Say picture

Phrase 11: Picture

**Action: Declare**

QWERTY: q2 | QWERTZ: q2 | AZERTY: a2

Phrase 1: Chalis declare

Phrase 2: Sentry declare

Phrase 3: Dragnet declare

Phrase 4: Magic declare

Phrase 5: Declare

**Action: Request Help**

QWERTY: q3 | QWERTZ: q3 | AZERTY: a3

Phrase 1: Chalis need help

Phrase 2: Chalis request help

Phrase 3: Sentry need help

Phrase 4: Sentry request help

Phrase 5: Dragnet need help

Phrase 6: Dragnet request help

Phrase 7: Magic need help

Phrase 8: Magic request help

Phrase 9: Need help

Phrase 10: Request help

**Action: Wilco**

QWERTY: q4 | QWERTZ: q4 | AZERTY: a4

Phrase 1: Chalis wilco

Phrase 2: Sentry wilco

Phrase 3: Dragnet wilco

Phrase 4: Magic wilco

Phrase 5: Wilco

**Action: Unable**

QWERTY: q5 | QWERTZ: q5 | AZERTY: a5

Phrase 1: Chalis unable

Phrase 2: Sentry unable

Phrase 3: Dragnet unable

Phrase 4: Magic unable

Phrase 5: Unable

**Action: Check-In**

QWERTY: q6 | QWERTZ: q6 | AZERTY: a6

Phrase 1: Chalis checking in

Phrase 2: Sentry checking in

Phrase 3: Dragnet checking in

Phrase 4: Magic checking in

Phrase 5: Checking in

**Action: Check-Out**

QWERTY: q7 | QWERTZ: q7 | AZERTY: a7



Phrase 1: Chalis checking out  
Phrase 2: Sentry checking out  
Phrase 3: Dragnet checking out  
Phrase 4: Magic checking out  
Phrase 5: Checking out

**Action: Request Relief**

QWERTY: q8 | QWERTZ: q8 | AZERTY: a8  
Phrase 1: Chalis request relief  
Phrase 2: Chalis end of slot  
Phrase 3: Sentry request relief  
Phrase 4: Sentry end of slot  
Phrase 5: Dragnet request relief  
Phrase 6: Dragnet end of slot  
Phrase 7: Magic request relief  
Phrase 8: Magic end of slot  
Phrase 9: Request relief  
Phrase 10: End of slot

**Action: Request Rescue Chopper**

QWERTY: q9 | QWERTZ: q9 | AZERTY: a9  
Phrase 1: Mayday Mayday Mayday  
Phrase 2: Chalis request rescue chopper  
Phrase 3: Chalis send rescue chopper  
Phrase 4: Sentry request rescue chopper  
Phrase 5: Sentry send rescue chopper  
Phrase 6: Dragnet request rescue chopper  
Phrase 7: Dragnet send rescue chopper  
Phrase 8: Magic request rescue chopper  
Phrase 9: Magic send rescue chopper  
Phrase 10: Request rescue chopper  
Phrase 11: Send rescue chopper

**Action: Vector to Nearest Air Threat**

QWERTY: qq1 | QWERTZ: qq1 | AZERTY: aa1  
Phrase 1: Chalis vector to threat  
Phrase 2: Chalis vector to nearest threat  
Phrase 3: Chalis bogey dope  
Phrase 4: Sentry vector to threat  
Phrase 5: Sentry vector to nearest threat  
Phrase 6: Sentry bogey dope  
Phrase 7: Dragnet vector to threat  
Phrase 8: Dragnet vector to nearest threat  
Phrase 9: Dragnet bogey dope  
Phrase 10: Magic vector to threat  
Phrase 11: Magic vector to nearest threat  
Phrase 12: Magic bogey dope  
Phrase 13: Vector to threat  
Phrase 14: Vector to nearest threat  
Phrase 15: Bogey dope



**Action: Vector to Target**

QWERTY: qq2 | QWERTZ: qq2 | AZERTY: aa2

Phrase 1: Chalis vector to target

Phrase 2: Chalis request vector to target

Phrase 3: Sentry vector to target

Phrase 4: Sentry request vector to target

Phrase 5: Dragnet vector to target

Phrase 6: Dragnet request vector to target

Phrase 7: Magic vector to target

Phrase 8: Magic request vector to target

Phrase 9: Vector to target

Phrase 10: Request vector to target

**Action: Vector to Package**

QWERTY: qq3 | QWERTZ: qq3 | AZERTY: aa3

Phrase 1: Chalis vector to package

Phrase 2: Chalis request vector to package

Phrase 3: Sentry vector to package

Phrase 4: Sentry request vector to package

Phrase 5: Dragnet vector to package

Phrase 6: Dragnet request vector to package

Phrase 7: Magic vector to package

Phrase 8: Magic request vector to package

Phrase 9: Vector to package

Phrase 10: Request vector to package

**Action: Vector to Tanker**

QWERTY: qq4 | QWERTZ: qq4 | AZERTY: aa4

Phrase 1: Chalis vector to tanker

Phrase 2: Chalis request vector to tanker

Phrase 3: Sentry vector to tanker

Phrase 4: Sentry request vector to tanker

Phrase 5: Dragnet vector to tanker

Phrase 6: Dragnet request vector to tanker

Phrase 7: Magic vector to tanker

Phrase 8: Magic request vector to tanker

Phrase 9: Vector to tanker

Phrase 10: Request vector to tanker

**Action: Vector to Divert Field**

QWERTY: qq5 | QWERTZ: qq5 | AZERTY: aa5

Phrase 1: Chalis request vector to divert field

Phrase 2: Chalis request vector to alternate

Phrase 3: Sentry request vector to divert field

Phrase 4: Sentry request vector to alternate

Phrase 5: Dragnet request vector to divert field

Phrase 6: Dragnet request vector to alternate

Phrase 7: Magic request vector to divert field

Phrase 8: Magic request vector to alternate

Phrase 9: Request vector to divert field



Phrase 10: Request vector to alternate

**Action: Vector to Home Plate**

QWERTY: qq6 | QWERTZ: qq6 | AZERTY: aa6

Phrase 1: Chalis request vector to home plate

Phrase 2: Sentry request vector to home plate

Phrase 3: Dragnet request vector to home plate

Phrase 4: Magic request vector to home plate

Phrase 5: Request vector to home plate

**Action: Vector to Carrier Group**

QWERTY: qq7 | QWERTZ: qq7 | AZERTY: aa7

Phrase 1: Chalis request vector to carrier

Phrase 2: Sentry request vector to carrier

Phrase 3: Dragnet request vector to carrier

Phrase 4: Magic request vector to carrier

Phrase 5: Request vector to carrier

**Action: Element Attack My Target**

QWERTY: e1 | QWERTZ: e1 | AZERTY: e1

Phrase 1: Element attack my target

Phrase 2: Three attack my target

**Action: Element Buddy Spike**

QWERTY: e2 | QWERTZ: e2 | AZERTY: e2

Phrase 1: Element buddy spike

Phrase 2: Three buddy spike

**Action: Element Raygun**

QWERTY: e3 | QWERTZ: e3 | AZERTY: e3

Phrase 1: Element raygun

Phrase 2: Three raygun

**Action: Element Weapons Free**

QWERTY: e4 | QWERTZ: e4 | AZERTY: e4

Phrase 1: Element weapons free

Phrase 2: Three weapons free

**Action: Element Weapons Hold**

QWERTY: e5 | QWERTZ: e5 | AZERTY: e5

Phrase 1: Element weapons hold

Phrase 2: Element weapons safe

Phrase 3: Three weapons hold

Phrase 4: Three weapons safe

**Action: Element Check Your Six**

QWERTY: e6 | QWERTZ: e6 | AZERTY: e6

Phrase 1: Element check your six

Phrase 2: Element check six

Phrase 3: Three check your six

Phrase 4: Three check six

**Action: Element Clear My Six**

QWERTY: e7 | QWERTZ: e7 | AZERTY: e7

Phrase 1: Element clear my six

Phrase 2: Three clear my six



**Action: Element Attack Targets**

QWERTY: e8 | QWERTZ: e8 | AZERTY: e8

Phrase 1: Element attack targets

Phrase 2: Element action

Phrase 3: Three attack targets

Phrase 4: Three action

**Action: Element Rejoin**

QWERTY: ee1 | QWERTZ: ee1 | AZERTY: ee1

Phrase 1: Element rejoin

Phrase 2: Element rejoin formation

Phrase 3: Element reform

Phrase 4: Element get back in formation

Phrase 5: Three rejoin

Phrase 6: Three rejoin formation

Phrase 7: Three reform

Phrase 8: Three get back in formation

**Action: Element Drop Stores**

QWERTY: ee2 | QWERTZ: ee2 | AZERTY: ee2

Phrase 1: Element drop stores

Phrase 2: Three drop stores

**Action: Element Datalink Ground Target**

QWERTY: ee3 | QWERTZ: ee3 | AZERTY: ee3

Phrase 1: Element datalink ground target

Phrase 2: Element dolly ground

Phrase 3: Three datalink ground target

Phrase 4: Three dolly ground

**Action: Element Offensive Pursuit**

QWERTY: eee1 | QWERTZ: eee1 | AZERTY: eee1

Phrase 1: Element offensive pursuit

Phrase 2: Three offensive pursuit

**Action: Element Offensive Split**

QWERTY: eee2 | QWERTZ: eee2 | AZERTY: eee2

Phrase 1: Element offensive split

Phrase 2: Three offensive split

**Action: Element Beam Deploy**

QWERTY: eee3 | QWERTZ: eee3 | AZERTY: eee3

Phrase 1: Element beam deploy

Phrase 2: Three beam deploy

**Action: Element Grinder**

QWERTY: eee4 | QWERTZ: eee4 | AZERTY: eee4

Phrase 1: Element grinder

Phrase 2: Three grinder

**Action: Element Wide Azimuth**

QWERTY: eee5 | QWERTZ: eee5 | AZERTY: eee5

Phrase 1: Element wide azimuth

Phrase 2: Three wide azimuth

**Action: Element Short Azimuth**





QWERTY: eee6 | QWERTZ: eee6 | AZERTY: eee6

Phrase 1: Element short azimuth

Phrase 2: Three short azimuth

**Action: Element Sweep**

QWERTY: eee7 | QWERTZ: eee7 | AZERTY: eee7

Phrase 1: Element sweep

Phrase 2: Three sweep

**Action: Element Defensive**

QWERTY: eee8 | QWERTZ: eee8 | AZERTY: eee8

Phrase 1: Element defensive

Phrase 2: Three defensive

**Action: Element Resume Mission**

QWERTY: eeee1 | QWERTZ: eeee1 | AZERTY: eeee1

Phrase 1: Element resume mission

Phrase 2: Three resume mission

**Action: Element Return to Base**

QWERTY: eeee2 | QWERTZ: eeee2 | AZERTY: eeee2

Phrase 1: Element return to base

Phrase 2: Element R T B

Phrase 3: Three return to base

Phrase 4: Three R T B

**Action: Element Snooze Radar**

QWERTY: eeee3 | QWERTZ: eeee3 | AZERTY: eeee3

Phrase 1: Element snooze radar

Phrase 2: Element radar off

Phrase 3: Element radar to standby

Phrase 4: Element strangle gadget

Phrase 5: Three snooze radar

Phrase 6: Three radar off

Phrase 7: Three radar to standby

Phrase 8: Three strangle gadget

**Action: Element Activate Radar**

QWERTY: eeee4 | QWERTZ: eeee4 | AZERTY: eeee4

Phrase 1: Element activate radar

Phrase 2: Element radar on

Phrase 3: Three activate radar

Phrase 4: Three radar on

**Action: Element Say Position**

QWERTY: eeee5 | QWERTZ: eeee5 | AZERTY: eeee5

Phrase 1: Element say position

Phrase 2: Element say posit

Phrase 3: Three say position

Phrase 4: Three say posit

**Action: Element Say Damage Report**

QWERTY: eeee6 | QWERTZ: eeee6 | AZERTY: eeee6

Phrase 1: Element say damage

Phrase 2: Element damage report



Phrase 3: Three say damage

Phrase 4: Three damage report

**Action: Element Say Status**

QWERTY: eeee7 | QWERTZ: eeee7 | AZERTY: eeee7

Phrase 1: Element say status

Phrase 2: Element what luck

Phrase 3: Three say status

Phrase 4: Three what luck

**Action: Element Say Fuel State**

QWERTY: eeee8 | QWERTZ: eeee8 | AZERTY: eeee8

Phrase 1: Element say fuel

Phrase 2: Element say fuel state

Phrase 3: Three say fuel

Phrase 4: Three say fuel state

**Action: Element Say Weapons State**

QWERTY: eeee9 | QWERTZ: eeee9 | AZERTY: eeee9

Phrase 1: Element say weapons

Phrase 2: Element say weapon state

Phrase 3: Three say weapons

Phrase 4: Three say weapon state

**Action: Element Close Up**

QWERTY: eeeee1 | QWERTZ: eeeee1 | AZERTY: eeeee1

Phrase 1: Element close up

Phrase 2: Element close up formation

Phrase 3: Three close up

Phrase 4: Three close up formation

**Action: Element Switch Side**

QWERTY: eeeee2 | QWERTZ: eeeee2 | AZERTY: eeeee2

Phrase 1: Element switch side

Phrase 2: Three switch side

**Action: Element Break Right**

QWERTY: eeeee3 | QWERTZ: eeeee3 | AZERTY: eeeee3

Phrase 1: Element break right

Phrase 2: Three break right

**Action: Element Break Left**

QWERTY: eeeee4 | QWERTZ: eeeee4 | AZERTY: eeeee4

Phrase 1: Element break left

Phrase 2: Three break left

**Action: Element Go Higher**

QWERTY: eeeee5 | QWERTZ: eeeee5 | AZERTY: eeeee5

Phrase 1: Element go higher

Phrase 2: Element stack high

Phrase 3: Three go higher

Phrase 4: Three stack high

**Action: Element Go Lower**

QWERTY: eeeee6 | QWERTZ: eeeee6 | AZERTY: eeeee6

Phrase 1: Element go lower



Phrase 2: Element stack low

Phrase 3: Three go lower

Phrase 4: Three stack low

**Action: Element Flex**

QWERTY: eeeee7 | QWERTZ: eeeee7 | AZERTY: eeeee7

Phrase 1: Element flex

Phrase 2: Three flex

**Action: Element Kickout**

QWERTY: eeeee8 | QWERTZ: eeeee8 | AZERTY: eeeee8

Phrase 1: Element kickout

Phrase 2: Three kickout

**Action: Element Go Wedge**

QWERTY: eeeeeee1 | QWERTZ: eeeeeee1 | AZERTY: eeeeeee1

Phrase 1: Element go wedge

Phrase 2: Three go wedge

**Action: Element Go Trail**

QWERTY: eeeeeee2 | QWERTZ: eeeeeee2 | AZERTY: eeeeeee2

Phrase 1: Element go trail

Phrase 2: Three go trail

**Action: Element Go Ladder**

QWERTY: eeeeeee3 | QWERTZ: eeeeeee3 | AZERTY: eeeeeee3

Phrase 1: Element go ladder

Phrase 2: Three go ladder

**Action: Element Go Stack**

QWERTY: eeeeeee4 | QWERTZ: eeeeeee4 | AZERTY: eeeeeee4

Phrase 1: Element go stack

Phrase 2: Three go stack

**Action: Element Go Fluid**

QWERTY: eeeeeee5 | QWERTZ: eeeeeee5 | AZERTY: eeeeeee5

Phrase 1: Element go fluid

Phrase 2: Three go fluid

**Action: Element Go Spread**

QWERTY: eeeeeee6 | QWERTZ: eeeeeee6 | AZERTY: eeeeeee6

Phrase 1: Element go spread

Phrase 2: Three go spread

**Action: Element Go Arrowhead**

QWERTY: eeeeeee7 | QWERTZ: eeeeeee7 | AZERTY: eeeeeee7

Phrase 1: Element go arrowhead

Phrase 2: Three go arrowhead

**Action: Element Fence In**

QWERTY: eeeeeee1 | QWERTZ: eeeeeee1 | AZERTY:  
eeeeee1

Phrase 1: Element fence in

Phrase 2: Three fence in

**Action: Element Fence Out**

QWERTY: eeeeeee2 | QWERTZ: eeeeeee2 | AZERTY:  
eeeeee2

Phrase 1: Element fence out



Phrase 2: Three fence out

**Action: Element Music On**

QWERTY: eeeeeee3 | QWERTZ: eeeeeee3 | AZERTY:  
eeeeeee3

Phrase 1: Element music on

Phrase 2: Element E C M on

Phrase 3: Three music off

Phrase 4: Three E C M off

**Action: Element Music Off**

QWERTY: eeeeeee4 | QWERTZ: eeeeeee4 | AZERTY:  
eeeeeee4

Phrase 1: Element music off

Phrase 2: Element E C M off

Phrase 3: Three music off

Phrase 4: Three E C M off

**Action: Element Turn Smoke On**

QWERTY: eeeeeee5 | QWERTZ: eeeeeee5 | AZERTY:  
eeeeeee5

Phrase 1: Element smoke on

Phrase 2: Three smoke on

**Action: Element Turn Smoke Off**

QWERTY: eeeeeee6 | QWERTZ: eeeeeee6 | AZERTY:  
eeeeeee6

Phrase 1: Element smoke off

Phrase 2: Three smoke off

**Action: Flight Attack My Target**

QWERTY: r1 | QWERTZ: r1 | AZERTY: r1

Phrase 1: Flight attack my target

**Action: Flight Buddy Spike**

QWERTY: r2 | QWERTZ: r2 | AZERTY: r2

Phrase 1: Flight buddy spike

**Action: Flight Raygun**

QWERTY: r3 | QWERTZ: r3 | AZERTY: r3

Phrase 1: Flight raygun

**Action: Flight Weapons Free**

QWERTY: r4 | QWERTZ: r4 | AZERTY: r4

Phrase 1: Flight weapons free

**Action: Flight Weapons Hold**

QWERTY: r5 | QWERTZ: r5 | AZERTY: r5

Phrase 1: Flight weapons hold

Phrase 2: Flight weapons safe

**Action: Flight Check Your Six**

QWERTY: r6 | QWERTZ: r6 | AZERTY: r6

Phrase 1: Flight check your six

Phrase 2: Flight check six

**Action: Flight Clear My Six**

QWERTY: r7 | QWERTZ: r7 | AZERTY: r7

Phrase 1: Flight clear my six



**Action: Flight Attack Targets**

QWERTY: r8 | QWERTZ: r8 | AZERTY: r8

Phrase 1: Flight attack targets

Phrase 2: Flight action

**Action: Flight Rejoin**

QWERTY: rr1 | QWERTZ: rr1 | AZERTY: rr1

Phrase 1: Flight rejoin

Phrase 2: Flight rejoin formation

Phrase 3: Flight reform

Phrase 4: Flight get back in formation

**Action: Flight Drop Stores**

QWERTY: rr2 | QWERTZ: rr2 | AZERTY: rr2

Phrase 1: Flight drop stores

**Action: Flight Datalink Ground Target**

QWERTY: rr3 | QWERTZ: rr3 | AZERTY: rr3

Phrase 1: Flight datalink ground target

Phrase 2: Flight dolly ground

**Action: Flight Resume Mission**

QWERTY: rrr1 | QWERTZ: rrr1 | AZERTY: rrr1

Phrase 1: Flight resume mission

**Action: Flight Return to Base**

QWERTY: rrr2 | QWERTZ: rrr2 | AZERTY: rrr2

Phrase 1: Flight return to base

Phrase 2: Flight R T B

**Action: Flight Snooze Radar**

QWERTY: rrr3 | QWERTZ: rrr3 | AZERTY: rrr3

Phrase 1: Flight snooze radar

Phrase 2: Flight radar off

Phrase 3: Flight radar to standby

Phrase 4: Flight strangle gadget

**Action: Flight Activate Radar**

QWERTY: rrr4 | QWERTZ: rrr4 | AZERTY: rrr4

Phrase 1: Flight activate radar

Phrase 2: Flight radar on

**Action: Flight Say Position**

QWERTY: rrr5 | QWERTZ: rrr5 | AZERTY: rrr5

Phrase 1: Flight say position

Phrase 2: Flight say posit

**Action: Flight Say Damage Report**

QWERTY: rrr6 | QWERTZ: rrr6 | AZERTY: rrr6

Phrase 1: Flight say damage

Phrase 2: Flight damage report

**Action: Flight Say Status**

QWERTY: rrr7 | QWERTZ: rrr7 | AZERTY: rrr7

Phrase 1: Flight say status

Phrase 2: Flight what luck

**Action: Flight Say Fuel State**





QWERTY: rrr8 | QWERTZ: rrr8 | AZERTY: rrr8

Phrase 1: Flight say fuel

Phrase 2: Flight say fuel state

**Action: Flight Say Weapons State**

QWERTY: rrr9 | QWERTZ: rrr9 | AZERTY: rrr9

Phrase 1: Flight say weapons

Phrase 2: Flight say weapon state

**Action: Flight Close Up**

QWERTY: rrrr1 | QWERTZ: rrrr1 | AZERTY: rrrr1

Phrase 1: Flight close up

Phrase 2: Flight close up formation

**Action: Flight Switch Side**

QWERTY: rrrr2 | QWERTZ: rrrr2 | AZERTY: rrrr2

Phrase 1: Flight switch side

**Action: Flight Break Right**

QWERTY: rrrr3 | QWERTZ: rrrr3 | AZERTY: rrrr3

Phrase 1: Flight break right

**Action: Flight Break Left**

QWERTY: rrrr4 | QWERTZ: rrrr4 | AZERTY: rrrr4

Phrase 1: Flight break left

**Action: Flight Go Higher**

QWERTY: rrrr5 | QWERTZ: rrrr5 | AZERTY: rrrr5

Phrase 1: Flight go higher

Phrase 2: Flight stack high

**Action: Flight Go Lower**

QWERTY: rrrr6 | QWERTZ: rrrr6 | AZERTY: rrrr6

Phrase 1: Flight go lower

Phrase 2: Flight stack low

**Action: Flight Flex**

QWERTY: rrrr7 | QWERTZ: rrrr7 | AZERTY: rrrr7

Phrase 1: Flight flex

**Action: Flight Kickout**

QWERTY: rrrr8 | QWERTZ: rrrr8 | AZERTY: rrrr8

Phrase 1: Flight kickout

**Action: Flight Go Wedge**

QWERTY: rrrrr1 | QWERTZ: rrrrr1 | AZERTY: rrrrr1

Phrase 1: Flight go wedge

**Action: Flight Go Trail**

QWERTY: rrrrr2 | QWERTZ: rrrrr2 | AZERTY: rrrrr2

Phrase 1: Flight go trail

**Action: Flight Go Ladder**

QWERTY: rrrrr3 | QWERTZ: rrrrr3 | AZERTY: rrrrr3

Phrase 1: Flight go ladder

**Action: Flight Go Stack**

QWERTY: rrrrr4 | QWERTZ: rrrrr4 | AZERTY: rrrrr4

Phrase 1: Flight go stack

**Action: Flight Go Fluid**



QWERTY: rrrrr5 | QWERTZ: rrrrr5 | AZERTY: rrrrr5

Phrase 1: Flight go fluid

**Action: Flight Go Spread**

QWERTY: rrrrr6 | QWERTZ: rrrrr6 | AZERTY: rrrrr6

Phrase 1: Flight go spread

**Action: Flight Go Arrowhead**

QWERTY: rrrrr7 | QWERTZ: rrrrr7 | AZERTY: rrrrr7

Phrase 1: Flight go arrowhead

**Action: Flight Go Box**

QWERTY: rrrrr8 | QWERTZ: rrrrr8 | AZERTY: rrrrr8

Phrase 1: Flight go box

**Action: Flight Go Res Cell**

QWERTY: rrrrr9 | QWERTZ: rrrrr9 | AZERTY: rrrrr9

Phrase 1: Flight go res cell

**Action: Flight Go Vic**

QWERTY: rrrrrr1 | QWERTZ: rrrrrr1 | AZERTY: rrrrrr1

Phrase 1: Flight go vic

**Action: Flight Go Line Abreast**

QWERTY: rrrrrr2 | QWERTZ: rrrrrr2 | AZERTY: rrrrrr2

Phrase 1: Flight go line abreast

**Action: Flight Go Finger Four**

QWERTY: rrrrrr3 | QWERTZ: rrrrrr3 | AZERTY: rrrrrr3

Phrase 1: Flight go finger four

**Action: Flight Go Echelon Left**

QWERTY: rrrrrr4 | QWERTZ: rrrrrr4 | AZERTY: rrrrrr4

Phrase 1: Flight go echelon left

**Action: Flight Go Echelon Right**

QWERTY: rrrrrr5 | QWERTZ: rrrrrr5 | AZERTY: rrrrrr5

Phrase 1: Flight go echelon right

**Action: Flight Go Diamond**

QWERTY: rrrrrr6 | QWERTZ: rrrrrr6 | AZERTY: rrrrrr6

Phrase 1: Flight go diamond

**Action: Flight Fence In**

QWERTY: rrrrrrr1 | QWERTZ: rrrrrrr1 | AZERTY: rrrrrrr1

Phrase 1: Flight fence in

**Action: Flight Fence Out**

QWERTY: rrrrrrr2 | QWERTZ: rrrrrrr2 | AZERTY: rrrrrrr2

Phrase 1: Flight fence out

**Action: Flight Music On**

QWERTY: rrrrrrr3 | QWERTZ: rrrrrrr3 | AZERTY: rrrrrrr3

Phrase 1: Flight E C M on

Phrase 2: Flight music on

**Action: Flight Music Off**

QWERTY: rrrrrrr4 | QWERTZ: rrrrrrr4 | AZERTY: rrrrrrr4

Phrase 1: Flight E C M off

Phrase 2: Flight music off

**Action: Flight Turn Smoke On**



QWERTY: rrrrrrr5 | QWERTZ: rrrrrrr5 | AZERTY: rrrrrrr5

Phrase 1: Flight smoke on

**Action: Flight Turn Smoke Off**

QWERTY: rrrrrrr6 | QWERTZ: rrrrrrr6 | AZERTY: rrrrrrr6

Phrase 1: Flight smoke off

**Action: Flight Single-Ship**

QWERTY: rrrrrrrr1 | QWERTZ: rrrrrrrr1 | AZERTY: rrrrrrrr1

Phrase 1: Flight Rolling Takeoff

Phrase 2: Flight Singleship Takeoff

**Action: Flight Element**

QWERTY: rrrrrrrr2 | QWERTZ: rrrrrrrr2 | AZERTY: rrrrrrrr2

Phrase 1: Flight lineup section

Phrase 2: Flight lineup element

Phrase 3: Flight lineup 2 ship

**Action: Flight Echelon**

QWERTY: rrrrrrrr3 | QWERTZ: rrrrrrrr3 | AZERTY: rrrrrrrr3

Phrase 1: Flight lineup echelon

**Action: Flight Four-Ship Three In**

QWERTY: rrrrrrrr4 | QWERTZ: rrrrrrrr4 | AZERTY: rrrrrrrr4

Phrase 1: Flight lineup four ship three in

Phrase 2: Flight lineup four ship number three in the slot

**Action: Flight Four-Ship Four In**

QWERTY: rrrrrrrr5 | QWERTZ: rrrrrrrr5 | AZERTY: rrrrrrrr5

Phrase 1: Flight lineup four ship four in

Phrase 2: Flight lineup four ship number four in the slot

**Action: Request Air Refuelling**

QWERTY: y1 | QWERTZ: z1 | AZERTY: y1

Phrase 1: Texaco request refuel

Phrase 2: Texaco need fuel

Phrase 3: Texaco need to refuel

Phrase 4: Copper request refuel

Phrase 5: Copper need fuel

Phrase 6: Copper need to refuel

Phrase 7: Request refuel

Phrase 8: Need fuel

Phrase 9: Need to refuel

**Action: Back In Pre-contact Position**

QWERTY: y2 | QWERTZ: z2 | AZERTY: y2

Phrase 1: Texaco ready to take fuel

Phrase 2: Texaco Back In Precontact Position

Phrase 3: Copper ready to take fuel

Phrase 4: Copper Back In Precontact Position

Phrase 5: Ready to take fuel

Phrase 6: Back In Precontact Position

**Action: Done Refueling**

QWERTY: y3 | QWERTZ: z3 | AZERTY: y3

Phrase 1: Texaco done refuelling



Phrase 2: Texaco ready to go  
Phrase 3: Copper done refuelling  
Phrase 4: Copper ready to go  
Phrase 5: Done refuelling  
Phrase 6: Ready to go

**Action: Wingman Attack My Target**

QWERTY: w1 | QWERTZ: w1 | AZERTY: z1  
Phrase 1: Two attack my target  
Phrase 2: Four attack my target

**Action: Wingman Buddy Spike**

QWERTY: w2 | QWERTZ: w2 | AZERTY: z2  
Phrase 1: Two buddy spike  
Phrase 2: Four buddy spike

**Action: Wingman Raygun**

QWERTY: w3 | QWERTZ: w3 | AZERTY: z3  
Phrase 1: Two raygun  
Phrase 2: Four raygun

**Action: Wingman Weapons Free**

QWERTY: w4 | QWERTZ: w4 | AZERTY: z4  
Phrase 1: Two weapons free  
Phrase 2: Four weapons free

**Action: Wingman Weapons Hold**

QWERTY: w5 | QWERTZ: w5 | AZERTY: z5  
Phrase 1: Two weapons hold  
Phrase 2: Two weapons safe  
Phrase 3: Four weapons hold  
Phrase 4: Four weapons safe

**Action: Wingman Check Your Six**

QWERTY: w6 | QWERTZ: w6 | AZERTY: z6  
Phrase 1: Two check your six  
Phrase 2: Two check six  
Phrase 3: Four check your six  
Phrase 4: Four check six

**Action: Wingman Clear My Six**

QWERTY: w7 | QWERTZ: w7 | AZERTY: z7  
Phrase 1: Two clear my six  
Phrase 2: Four clear my six

**Action: Wingman Attack Targets**

QWERTY: w8 | QWERTZ: w8 | AZERTY: z8  
Phrase 1: Two attack targets  
Phrase 2: Two action  
Phrase 3: Four attack targets  
Phrase 4: Four action

**Action: Wingman Go Shooter**

QWERTY: w9 | QWERTZ: w9 | AZERTY: z9  
Phrase 1: Two go shooter  
Phrase 2: Four go shooter



**Action: Wingman Go Cover**

QWERTY: w0 | QWERTZ: w0 | AZERTY: z0

Phrase 1: Two go cover

Phrase 2: Four go cover

**Action: Wingman Rejoin**

QWERTY: ww1 | QWERTZ: ww1 | AZERTY: zz1

Phrase 1: Two rejoin

Phrase 2: Two rejoin formation

Phrase 3: Two reform

Phrase 4: Two get back in formation

Phrase 5: Four rejoin

Phrase 6: Four rejoin formation

Phrase 7: Four reform

Phrase 8: Four get back in formation

**Action: Wingman Split Wing**

QWERTY: ww2 | QWERTZ: ww2 | AZERTY: zz2

Phrase 1: Two split wing

Phrase 2: Four split wing

**Action: Wingman Glue Wing**

QWERTY: ww3 | QWERTZ: ww3 | AZERTY: zz3

Phrase 1: Two glue wing

Phrase 2: Four glue wing

**Action: Wingman Drop Stores**

QWERTY: ww4 | QWERTZ: ww4 | AZERTY: zz4

Phrase 1: Two drop stores

Phrase 2: Four drop stores

**Action: Wingman Datalink Ground Target**

QWERTY: ww5 | QWERTZ: ww5 | AZERTY: zz5

Phrase 1: Two datalink ground target

Phrase 2: Two dolly ground

Phrase 3: Four datalink ground target

Phrase 4: Four dolly ground

**Action: Wingman Offensive Pursuit**

QWERTY: www1 | QWERTZ: www1 | AZERTY: zzz1

Phrase 1: Two offensive pursuit

Phrase 2: Four offensive pursuit

**Action: Wingman Offensive Split**

QWERTY: www2 | QWERTZ: www2 | AZERTY: zzz2

Phrase 1: Two offensive split

Phrase 2: Four offensive split

**Action: Wingman Beam Deploy**

QWERTY: www3 | QWERTZ: www3 | AZERTY: zzz3

Phrase 1: Two beam deploy