



# FOREWORD

## PURPOSE AND SCOPE

This manual gives you an overview about all F-16 cockpit related callbacks. It shows also differences between the various blocks which are modelled in the sim.

The following manuals supplement this manual to establish the complete Falcon BMS 4.36 series:

- TO 1F-16CM/AM-1 BMS (aircraft, avionics, normal procedures and abnormal procedures).
- BMS-Training (documentation to accompany Falcon BMS training missions).
- TO 1F-16CM/AM-34 BMS (weapon systems, support equipment and munitions).
- BMS-Comms & Navigation Manual (how to get the best out of ATC, Radio & Charts).
- BMS-Naval-Ops (Naval Operations from aircraft carrier in BMS).
- Checklists and Cockpit Diagrams (avionics, emergency, non-F-16 pit layouts).
- Airport Approach & Navigation Charts (including KTO AIP).
- BMS Device Setup Guide (for most common input devices like the HOTAS Cougar etc.)

These are all located in the \Docs folder of your Falcon BMS install, with other supporting documents.

All pictures in this document (except some in game shots) are with curtesy of <https://www.xflight.de/>. In accordance with his Terms of Use all credits go to Martin "Pegasus" Schmitt. Thank you for letting us use your magnificent cockpit drawings and renderings!

## COPYRIGHT STATEMENTS

Falcon BMS is a community mod developed and published by Benchmark Sims for use with licensed copies of Falcon 4.0. Unauthorized rental, sales, arcade use, charging for use, or any commercial use of this mod or part thereof is prohibited.

This mod is for non-commercial use only.

This mod was created by Benchmark Sims with the permission of Tommo Inc.

This mod and all included content are in no way affiliated with Tommo Inc. or Retroism.

© 2003-2022 Benchmark Sims. All rights reserved.

Falcon is a registered trademark of Tommo Inc. Falcon Collection and Falcon 4.0 are published by Retroism. Retroism, the Retroism logo and the Tommo Inc. logo are trademarks or registered trademarks.

© 2022 Tommo Inc. All rights reserved.

The manufacturers and intellectual property right owners of the vehicles, weapons, sensors and other systems represented in Falcon BMS in no way endorse, sponsor or are otherwise involved in the development of Falcon BMS.

The BMS User Manual is published by the BMS DOC team.

Unauthorized rental, sales, charging for use, or any commercial use of this manual or part thereof is prohibited.

This manual is for non-commercial use only.

No reproduction of this manual or part of this manual (except printing for your own personal use) is allowed without the written permission of the BMS DOC team.

© 2003-2022 Benchmark Sims. All rights reserved.



# 1. TABLE OF CONTENTS

<b>2. F-16 Cockpit Overview .....</b>	<b>2-7</b>
2.1 The Aircraft Controls .....	2-8
2.1.1 Side Stick Controller (SSC) .....	2-8
2.1.2 Throttle Quadrant System (TQS) .....	2-9
2.1.3 Rudder & Brakes .....	2-10
2.1.4 Keyboard Flight Controls (Fallback) .....	2-10
2.2 Seat .....	2-11
2.3 Left Side Wall .....	2-12
2.4 Left Console .....	2-13
2.4.1 TEST Panel .....	2-14
2.4.2 ANTI G Panel (n/i) .....	2-14
2.4.3 FLT / FLIGHT CONTROL Panel .....	2-15
2.4.4 MANUAL TRIM Panel .....	2-16
2.4.5 FUEL Panel .....	2-16
2.4.6 AUX COMM / IFF Panel .....	2-17
2.4.7 EXT LIGHTNING Panel .....	2-19
2.4.8 EPU Panel .....	2-20
2.4.9 ELEC Panel .....	2-20
2.4.10 AVTR Panel .....	2-20
2.4.11 ECM Panel .....	2-21
2.4.12 ENG & JET START Panel .....	2-21
2.4.13 AUDIO2 Panel .....	2-22
2.4.14 AUDIO1 Panel .....	2-22
2.4.15 MANUAL PITCH Panel .....	2-23
2.4.16 UHF Panel .....	2-23
2.5 Left Aux Console .....	2-25
2.5.1 ALT GEAR Handle .....	2-26
2.5.2 THREAT WARNING AUX / RWR / EW Panel .....	2-26
2.5.3 HMD Panel .....	2-26
2.5.4 CMDS / EW Panel .....	2-27
2.5.5 GEAR Panel .....	2-28
2.6 Front Console .....	2-29
2.6.1 MISC Panel .....	2-30



2.6.2	LEFT EYEBROW Buttons.....	2-31
2.6.3	THREAT WARNING PRIME / RWR / 5 / EW Panel.....	2-31
2.6.4	RWR.....	2-31
2.6.5	Left MFD.....	2-32
2.6.6	ICP.....	2-33
2.6.7	Main Instruments.....	2-34
2.6.8	INSTR MODE Panel.....	2-35
2.6.9	FUEL QTY SEL Panel.....	2-36
2.6.10	Backup ADI.....	2-36
2.6.11	Right MFD.....	2-37
2.7	Right Aux Console.....	2-38
2.7.1	Analog Clock (n/i).....	2-38
2.8	Right Console.....	2-39
2.8.1	SNSR POWER Panel.....	2-40
2.8.2	NUCLEAR CONSENT Panel (n/i).....	2-40
2.8.3	HUD Panel.....	2-41
2.8.4	LIGHTNING Panel.....	2-42
2.8.5	AIR COND Panel.....	2-42
2.8.6	ZEROIZE Panel.....	2-43
2.8.7	KY58 Panel (n/i).....	2-43
2.8.8	ANTI ICE Panel.....	2-43
2.8.9	AVIONICS POWER Panel.....	2-44
2.8.10	OXYGEN REGULATOR Panel.....	2-45
2.9	Other Cockpit related Callbacks.....	2-46
2.9.1	Other Cockpit Callbacks.....	2-46
2.9.2	3 <sup>rd</sup> MFD.....	2-47
2.9.3	4 <sup>th</sup> MFD.....	2-47
<b>3.</b>	<b>F-16 Cockpit Variants.....</b>	<b>3-48</b>
3.1	F-16A-15   A-15 IAF   C-25   C-32   C-32 AGRS   C-32 EAF   C-32 ROKAF   C-52+ EAF.....	3-48
3.2	F-16AM BAC   AM RJAF.....	3-49
3.3	F-16AM RNLAF   AM RDAF   AM RNoAF.....	3-49
3.4	F-16B-15   B-15 IAF.....	3-50
3.5	F-16C-30   C-30 AGRS.....	3-50
3.6	F-16C-30 IAF   C-40 IAF.....	3-51
3.7	F-16C-40 EAF.....	3-51



3.8	F-16C-52+.....	3-52
3.9	F-16C-52+ CFT.....	3-52
3.10	F-16CM-40.....	3-53
3.11	F-16CM-42.....	3-53
3.12	F-16CM-50.....	3-54
3.13	F-16CM-52   CM-52 TB   C-52 ROKAF.....	3-54
3.14	F-16D-52+ RSAF.....	3-55
3.15	F-16DG-30 IAF   DG-40 IAF.....	3-55
3.16	F-16DM-40.....	3-56
3.17	F-16DM-52.....	3-56
3.18	F-16I-52+   I-52+ CFT.....	3-57

*Note: The Callbacks in the tables are formatted as follows when one or both conditions are met:*

Underscored For easier recognition when you are referred to a callback on another panel.

**Bold** Marks a callback used on a 3d-cockpit hotspot.

**Red CallbackName** There is an also axis setting available for this callback.

If cockpit layouts are different, it doesn't necessarily mean they have different panels. It could also mean that the panels are on different locations in the pit.



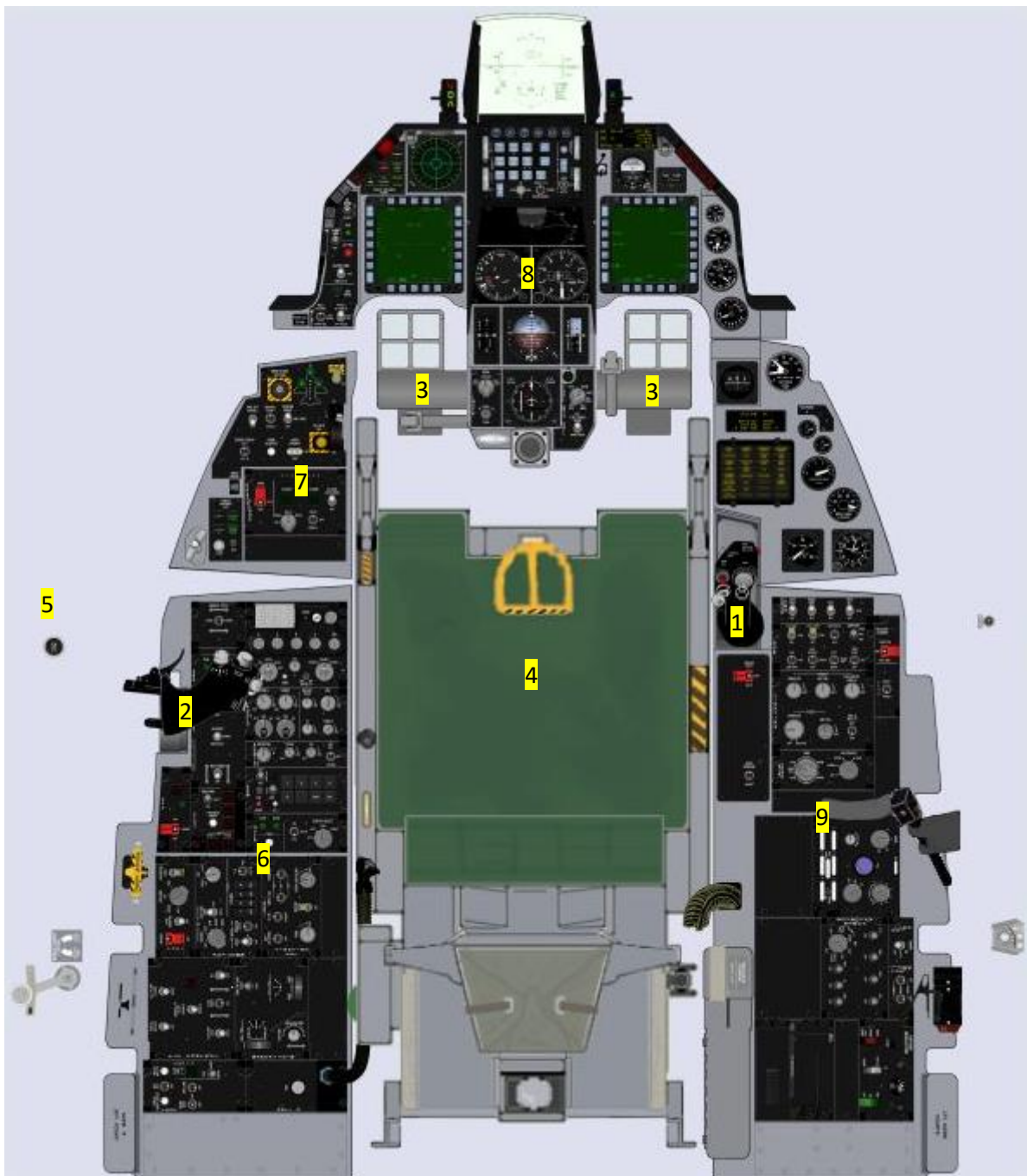






## 2. F-16 Cockpit Overview

#	Cockpit Overview	Section in Key Files
1	Side Stick Controller	5.11 FLIGHT STICK
2	Throttle Quadrant	2.19 THROTTLE QUADRANT SYSTEM
3	Rudder & Brakes	6.03 KEYBOARD FLIGHT CONTROLS & 6.01 OTHER COCKPIT CALLBACKS
4	Seat	2.18 SEAT
5	Left Side Wall	2.17 LEFT SIDE WALL
6	Left Console	2. LEFT CONSOLE
7	Left Aux Console	3. LEFT AUX CONSOLE
8	Center Console	4. CENTER CONSOLE
10	Right Console	5. RIGHT CONSOLE



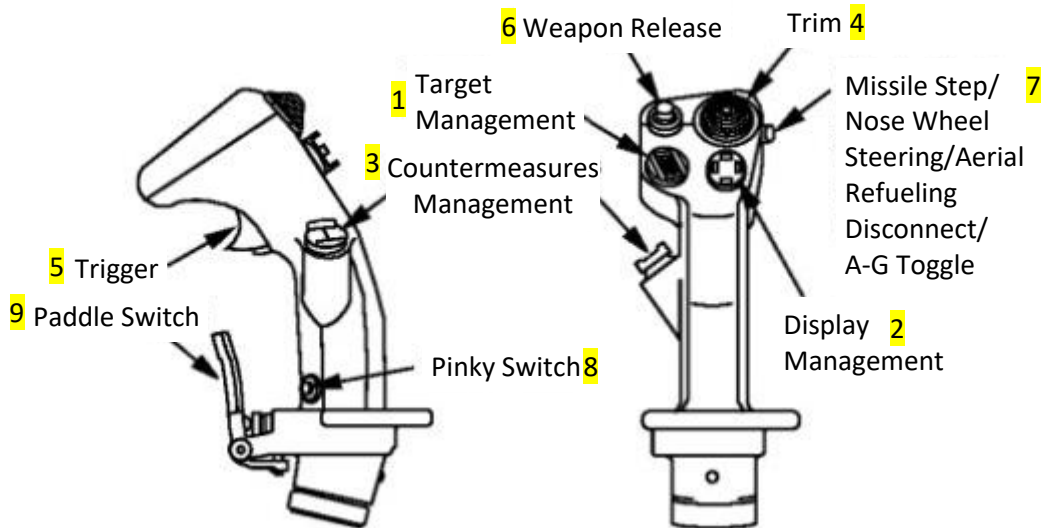


## 2.1 The Aircraft Controls

### 2.1.1 Side Stick Controller (SSC)

#	Callback	Default Key File	Pitbuild. Key File	Key File Description	#
1	SimTMSUp	Shft Home	none Num /	STICK: TMS Up	1
	SimTMSDown	Shft End	none Num 1	STICK: TMS Down	
	SimTMSLeft	Shft Delete	none Num 7	STICK: TMS Left	
	SimTMSRight	Shft Page Dn	none Num 5	STICK: TMS Right	
2	SimDMSUp	Ctrl Home	none Z	STICK: DMS Up	2
	SimDMSDown	Ctrl End	none X	STICK: DMS Down	
	SimDMSLeft	Ctrl Delete	none C	STICK: DMS Left	
	SimDMSRight	Ctrl Page Dn	none V	STICK: DMS Right	
3	SimCMSUp	Alt Home	Shft Z	STICK: CMS Up	3
	SimCMSDown	Alt End	Shft X	STICK: CMS Down	
	SimCMSLeft	Alt Delete	Shft C	STICK: CMS Left	
	SimCMSRight	Alt Page Dn	Shft V	STICK: CMS Right	
4	AFElevatorTrimUp	Ctrl ▲	none Num +	STICK: TRIM Up - Nose Down	4
	AFElevatorTrimDown	Ctrl ▼	none Num -	STICK: TRIM Down - Nose Up	
	AFAileronTrimLeft	Ctrl ◀	none Num 0	STICK: TRIM Left - Roll Left	
	AFAileronTrimRight	Ctrl ▶	none Num .	STICK: TRIM Right - Roll Right	
	SimDoNothing	none none	none none	REM: Trim-Reset (change @ CKPT)	
5	SimTriggerFirstDetent	Ctrl /	none Return	STICK: FIRST TRIGGER DETENT	5
	SimTriggerSecondDetent	Alt /	none /	STICK: SECOND TRIGGER DETENT	
6	SimPickle	none Space	none Space	STICK: WEAPON RELEASE (Pickle)	6
7	SimMissileStep	Shft /	none M	STICK: NWS A/R DISC MSL STEP SWITCH	7
8	SimPinkySwitch	none V	none B	STICK: PINKY SWITCH	8
	SimHotasPinkyShift	none none	none none	STICK: PINKY SWITCH (DX SHIFT)	
9	SimAPOverride	Alt A	none A	STICK: PADDLE SWITCH	9

*Note: There are no 3d-pit hotspots for the SSC. You can bind the other functions to a physical input device. Example below shows you the realistic assignments for a F-16 HOTAS replica.*



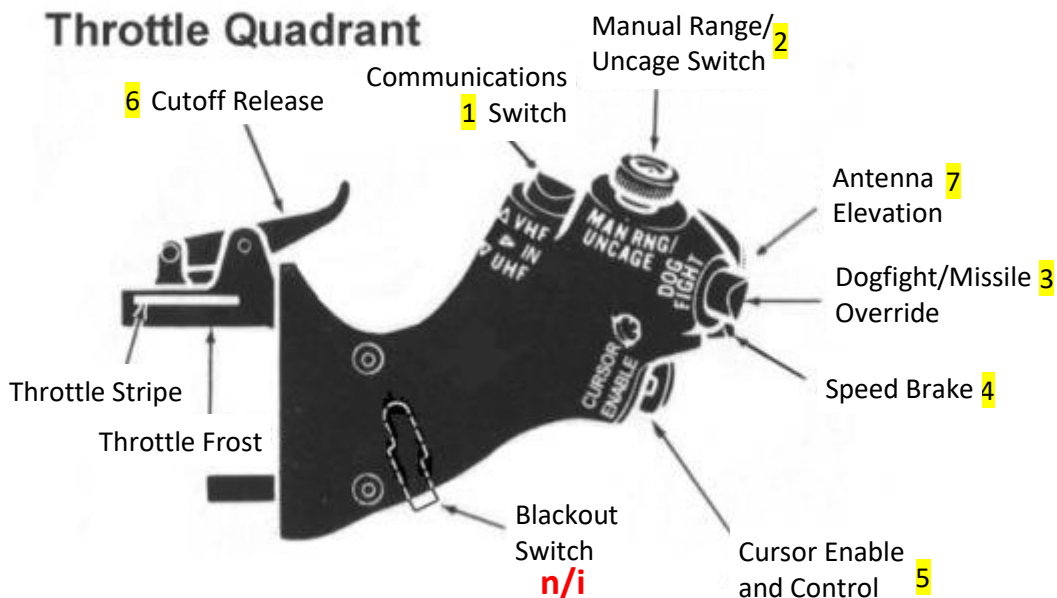




## 2.1.2 Throttle Quadrant System (TQS)

#	Callback	Default Key File	Pitbuild. Key File	Key File Description	#		
1	SimTransmitCom1	none	Home	none	Home	TQS: COMMS Sw itch - UHF	1
	SimTransmitCom2	none	End	none	End	TQS: COMMS Sw itch Dow n - VHF	
	SimCommsSw itchLeft	none	Delete	none	Delete	TQS: COMMS Sw itch Left - IFF OUT	
	SimCommsSw itchRight	none	Page Dn	none	Page Dn	TQS: COMMS Sw itch Right - IFF IN	
2	SimRangeKnobUp	Alt	F4	none	none	TQS: MAN RANGE Knob - Up	2
	SimRangeKnobDow n	Alt	F3	none	none	TQS: MAN RANGE Knob - Dow n	
	SimToggleMissileCage	none	U	Shft	B	TQS: MAN RANGE Knob - UNCAGE	
3	SimSelectSRMOverride	none	D	Shft	N	TQS: DOGFIGHT Sw itch - DF Override	3
	SimSelectMRMOverride	none	M	Shft	M	TQS: DOGFIGHT Sw itch - MRM Override	
	SimDeselectOverride	none	C	Shft	,	TQS: DOGFIGHT Sw itch - MRM/DF Cancel	
4	AFBrakes Toggle	none	B	none	none	TQS: SPD BRAKE Sw itch - Toggle	4
	AFBrakesOut	Shft	B	none	Insert	TQS: SPD BRAKE Sw itch - Open	
	AFBrakesIn	Ctrl	B	none	Page Up	TQS: SPD BRAKE Sw itch - Close	
5	SimCursorUp	Shft	▲	none	▲	TQS: RDR CURSOR - Up	5
	SimCursorDow n	Shft	▼	none	▼	TQS: RDR CURSOR - Dow n	
	SimCursorLeft	Shft	◀	none	◀	TQS: RDR CURSOR - Left	
	SimCursorRight	Shft	▶	none	▶	TQS: RDR CURSOR - Right	
	SimCursorEnable	none	Insert	none	Num Enter	TQS: RDR CURSOR - Cursor Enable	
	SimRadarCursorZero	none	Page Up	none	none	TQS: RDR CURSOR - Cursor Zero	
6	SimThrottleIdleDetent	Alt	I	Shft	.	TQS: CUTOFF RELEASE - Idle Detent - Toggle	6
	SimThrottleIdleDetentForw ard	none	none	none	none	TQS: CUTOFF RELEASE - Idle Detent - Idle	
	SimThrottleIdleDetentBack	none	none	none	none	TQS: CUTOFF RELEASE - Idle Detent - Off	
	SimThrottleIdleDetentLeft	none	none	none	none	TQS: CUTOFF RELEASE - Left Engine	
	SimThrottleIdleDetentRight	none	none	none	none	TQS: CUTOFF RELEASE - Right Engine	
	SetLeftThrottleAbDetent	none	none	none	none	TQS: SET AB DETENT - Left Engine	
	SetLeftThrottleIdleCutOffDetent	none	none	none	none	TQS: SET IDLE DETENT - Left Engine	
	SetRightThrottleAbDetent	none	none	none	none	TQS: SET AB DETENT - Right Engine	
	SetRightThrottleIdleCutOffDetent	none	none	none	none	TQS: SET IDLE DETENT - Right Engine	
7	SimRadarElevationUp	Ctrl	F7	none	none	TQS: ANT ELEV Knob - Tilt Up	7
	SimRadarElevationCenter	Ctrl	F6	none	none	TQS: ANT ELEV Knob - Center	
	SimRadarElevationDow n	Ctrl	F5	none	none	TQS: ANT ELEV Knob - Tilt Dow n	

*Note: There are no 3d-pit hotspots for the TQS except the Cutoff Release. You can bind the other functions to a physical input device. Example below shows you the realistic assignments for a F-16 HOTAS replica.*





### 2.1.3 Rudder & Brakes

#	Callback	Default Key File	Pitbuild. Key File	Key File Description	#	
1	AFRudderLeft	none	,	none	FCTRL: Rudder Left	1
	AFRudderRight	none	.	none	FCTRL: Rudder Right	
	SimWheelBrakes	none	K	none	CKPT: Wheel Brakes - Hold	

*Note: There are no 3d-pit hotspots for these callbacks. You can assign them via axis or key bindings to a physical controller device. Example below shows you the realistic assignments for a F-16 Paddles replica.*



### 2.1.4 Keyboard Flight Controls (Fallback)


Callback	Default Key File	Pitbuild. Key File	Key File Description
AFElevatorUp	Shft Ctrl ▲	none	FCTRL: Nose Up
AFElevatorDown	Shft Ctrl ▼	none	FCTRL: Nose Down
AFAileronLeft	Shft Ctrl ◀	none	FCTRL: Roll Left
AFAileronRight	Shft Ctrl ▶	none	FCTRL: Roll Right
AFRudderLeft	none	,	FCTRL: Rudder Left
AFRudderRight	none	.	FCTRL: Rudder Right
AFCoarseThrottleUp	Shft Alt ▲	none	FCTRL: Throttle Step Up
AFCoarseThrottleDown	Shft Alt ▼	none	FCTRL: Throttle Step Down
AFThrottleUp	Ctrl Alt ▲	none	FCTRL: Throttle Forward
AFThrottleDown	Ctrl Alt ▼	none	FCTRL: Throttle Back
AFABOn	none	none	FCTRL: Throttle Min. Afterburner
AFABFull	none	none	FCTRL: Throttle Full Afterburner
AFIdle	none	none	FCTRL: Throttle Idle
AFIncExhaust	Shft .	none	FCTRL: VTOL-EXHAUST - Increase Angle
AFDecExhaust	Shft ,	none	FCTRL: VTOL-EXHAUST - Decrease Angle
CycleEngine	Ctrl Backspace	none	FCTRL: ENGINE - Cycle Engines
selectLeftEngine	none	none	FCTRL: ENGINE - Select Left Engine
selectRightEngine	none	none	FCTRL: ENGINE - Select Right Engine
selectBothEngines	none	none	FCTRL: ENGINE - Select Both Engines
AFTriggerReverseThrust	Alt T	none	FCTRL: ENGINE - Togg. Thrust Reverser





## 2.2 Seat

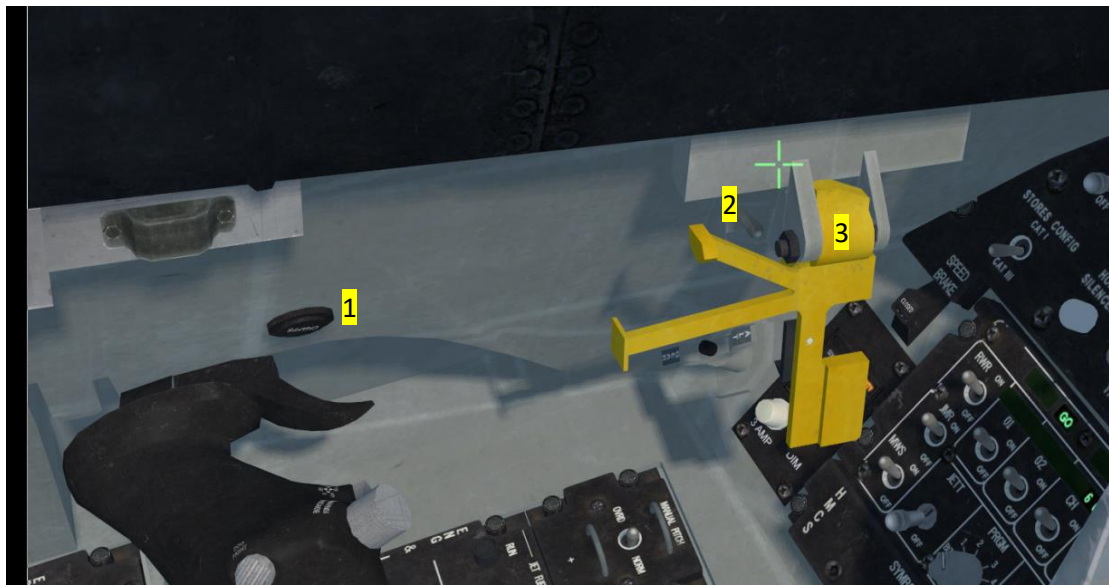
#	Callback	Default Key File		Pitbuild. Key File		Key File Description	#
1	SimSeatArm	Shft	E	none	none	SEAT: Safety Lever - Toggle	1
	SimSeatOn	none	none	Shft Ctrl Alt	V	SEAT: Safety Lever - Armed	
	SimSeatOff	none	none	Shft Ctrl	B	SEAT: Safety Lever - Locked	
2	SimSeatUp	none	none	Shft Alt	V	SEAT: Move Up	2
	SimSeatDown	none	none	Ctrl Alt	V	SEAT: Move Down	
3	SimEject	Ctrl	E	none	Backspace	SEAT: EJECT Handle - Hold For Eject	3
4	SimRightKneePadInc	Ctrl	Page Up	none	none	CKPIT: Right Kneeboard - Inc	4
	SimRightKneePadDec	none	none	none	none	CKPIT: Right Kneeboard - Dec	
5	SimLeftKneePadInc	Ctrl	Insert	none	none	CKPIT: Left Kneeboard - Inc	5
	SimLeftKneePadDec	none	none	none	none	CKPIT: Left Kneeboard - Dec	





## 2.3 Left Side Wall


#	Callback	Default Key File	Pitbuild. Key File	Key File Description	#		
1	<b>Sim SlapSwitch</b>	none	S	Shft Ctrl V	LEFT WALL: SLAP Switch (ECM-PGRM # 5)	1	
2	AFCanopyToggle	Alt	R	none	none	LEFT WALL: CANOPY - Toggle (Shortcut)	2
	AFCanopyOpen	none	none	none	none	LEFT WALL: CANOPY - Open (Shortcut)	
	AFCanopyClose	none	none	none	none	LEFT WALL: CANOPY - Close (Shortcut)	
	<b>AFCanopyInc</b>	Alt	Q	Shft Alt	N	LEFT WALL: CANOPY - Open	
	AFCanopyStop	none	none	Shft Ctrl Alt	N	LEFT WALL: CANOPY - Stop	
	<b>AFCanopyDec</b>	Alt	W	Ctrl Alt	N	LEFT WALL: CANOPY - Close	
3	<b>AFCanopyLockToggle</b>	Alt	S	none	none	LEFT WALL: SPIDER - Toggle Open/Close	3
	AFCanopyLock	none	none	Shft Alt	B	LEFT WALL: SPIDER - Lock	
	AFCanopyUnlock	none	none	Ctrl Alt	B	LEFT WALL: SPIDER - Unlock	





## 2.4 Left Console


#	Section in Key Files	Short form
1	2.01 TEST PANEL	TEST
2	2.02 ANTI G PANEL (n/i)	ANTI
3	2.03 FLT CONTROL PANEL	FLT
4	2.04 MANUAL TRIM PANEL	TRIM
5	2.05 FUEL PANEL	FUEL
6	2.06 AUX COMM PANEL	AUX
7	2.07 EXT LIGHTING PANEL	EXT
8	2.08 EPU PANEL	EPU
9	2.09 ELEC PANEL	ELEC
10	2.10 AVTR PANEL	AVTR
11	2.11 ECM PANEL	ECM
12	2.12 ENG & JET START PANEL	ENG
13	2.13 AUDIO 2 PANEL	AUDIO2
14	2.14 AUDIO 1 PANEL	AUDIO1
15	2.15 MPO PANEL	MPO
16	2.16 UHF PANEL	UHF






## 2.4.1 TEST Panel

#	Callback	Default Key File	Pitbuild. Key File	Key File Description	#
1	Sim Over Heat	Shft F1	none F1	TEST: FIRE & OHEAT DETECT Button - Hold	1
2	Sim OBOGSBit	Shft F2	none F2	TEST: OXY QTY Sw itch - Hold	2
3	Sim MalIndLights	Shft F3	none F3	TEST: MAL & IND LTS Button - Hold	3
	SimMalIndLightsOFF	none none	none none	TEST: MAL & IND LTS Button - Release	
4	Sim ProbeHeatMove Up	Shft F4	none none	TEST: PROBE HEAT Sw itch - Step Up	4
	Sim ProbeHeatMove Down	Shft F5	none none	TEST: PROBE HEAT Sw itch - Step Dow n	
	SimProbeHeatOn	none none	Shft Ctrl F1	TEST: PROBE HEAT Sw itch - ON	
	SimProbeHeatOff	none none	Shft Alt F1	TEST: PROBE HEAT Sw itch - OFF	
	SimProbeHeatTest	none none	Ctrl Alt F1	TEST: PROBE HEAT Sw itch - TEST	
5	Sim EpuGenTest	Shft F6	none F4	TEST: EPU/GEN Sw itch - Hold	5
6	Sim FlcsPowerTest	Shft F7	none F5	TEST: FLCS PWR TEST Sw itch - Hold	6




## 2.4.2 ANTI G Panel (n/i)





### 2.4.3 FLT / FLIGHT CONTROL Panel

#	Callback	Default	Key File	Pitbuild. Key File	Key File Description	#
1	SimDigitalBUP	Ctrl Alt	F1	none	none	FLT: DIGITAL Sw itch - Toggle
	<b>Sim DigitalBUPBackup</b>	none	none	Shft Alt	F2	FLT: DIGITAL Sw itch - BACKUP
	<b>Sim DigitalBUOff</b>	none	none	Ctrl Alt	F2	FLT: DIGITAL Sw itch - OFF
2	SimAltFlaps	Ctrl Alt	F2	none	none	FLT: ALT FLAPS Sw itch - Toggle
	<b>Sim AltFlaps Extend</b>	none	none	Shft Ctrl Alt	F2	FLT: ALT FLAPS Sw itch - EXTEND
	<b>Sim AltFlaps Norm</b>	none	none	Shft Ctrl	F3	FLT: ALT FLAPS Sw itch - NORM
3	SimManualFlyup	Ctrl Alt	F3	none	none	FLT: MANUAL TF FLYUP Sw itch - Toggle
	<b>Sim ManualFlyupDisable</b>	none	none	Shft Alt	F3	FLT: MANUAL TF FLYUP Sw itch - DISABLE
	<b>Sim ManualFlyupEnable</b>	none	none	Ctrl Alt	F3	FLT: MANUAL TF FLYUP Sw itch - ENABLE
4	SimLEFLockSw itch	Ctrl Alt	F4	none	none	FLT: LE FLAPS Sw itch - Toggle
	<b>Sim LEFLock</b>	none	none	Shft Ctrl Alt	F3	FLT: LE FLAPS Sw itch - LOCK
	<b>Sim LEFAuto</b>	none	none	Shft Ctrl	F4	FLT: LE FLAPS Sw itch - AUTO
5	<b>Sim FLCSReset</b>	Ctrl Alt	F5	none	F6	FLT: FLCS RESET Sw itch - Hold
	<b>Sim FLTBIT</b>	Ctrl Alt	F6	Shft Alt	F4	FLT: BIT Sw itch - Push



All other versions



MLUs:

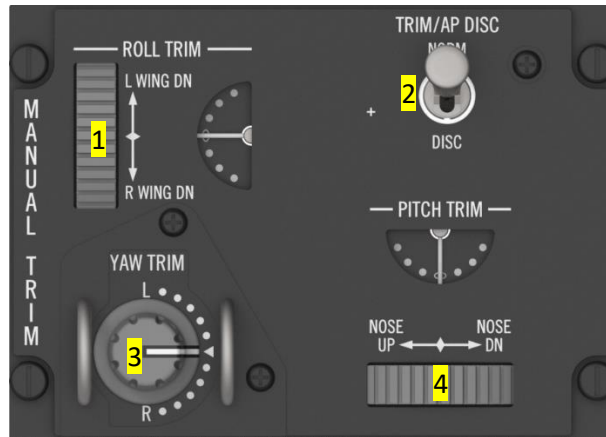
F-16AM BAC | AM RJAF | AM RNLAF |  
AM RDAF | AM RNoAF





### 2.4.4 MANUAL TRIM Panel

#	Callback	Default Key File	Pitbuild. Key File	Key File Description	#		
1	<b>Sim Trim RollLeft</b>	Shft Alt	F9	Ctrl Alt	F4	TRIM: ROLL TRIM Wheel - L WING DN	1
	<b>Sim Trim RollRight</b>	Shft Alt	F10	Shft Ctrl Alt	F4	TRIM: ROLL TRIM Wheel - R WING DN	
2	SimTrimAPDisc	Shft Alt	F12	Shft Ctrl	F5	TRIM: TRIM/AP DISC Sw itch - Toggle	2
	<b>Sim Trim APDISC</b>	none	none	Shft Alt	F5	TRIM: TRIM/AP DISC Sw itch - DISC	
	<b>Sim Trim APNORM</b>	none	none	Ctrl Alt	F5	TRIM: TRIM/AP DISC Sw itch - NORM	
3	<b>Sim Trim Yaw Left</b>	Ctrl Alt	F9	Shft Ctrl Alt	F5	TRIM: YAW TRIM Knob - L	3
	<b>Sim Trim Yaw Right</b>	Ctrl Alt	F10	Shft Ctrl	F6	TRIM: YAW TRIM Knob - R	
4	<b>Sim Trim Nose Up</b>	Shft Alt	F11	Shft Alt	F6	TRIM: PITCH TRIM Wheel - NOSE UP	4
	<b>Sim Trim Nose Down</b>	Ctrl Alt	F11	Ctrl Alt	F6	TRIM: PITCH TRIM Wheel - NOSE DN	



### 2.4.5 FUEL Panel


#	Callback	Default Key File	Pitbuild. Key File	Key File Description	#		
1	SimToggleMasterFuel	Shft Ctrl	Q	none	none	FUEL: MASTER Sw itch - Toggle	1
	<b>Sim Master Fuel On</b>	none	none	Shft Ctrl Alt	F6	FUEL: MASTER Sw itch - ON	
	<b>Sim Master Fuel Off</b>	none	none	Shft Ctrl	F7	FUEL: MASTER Sw itch - OFF	
2	<b>Sim Inc Fuel Pump</b>	Shft Ctrl	E	none	none	FUEL: ENG FEED Knob - Step Up	2
	<b>Sim Dec Fuel Pump</b>	Shft Ctrl	W	none	none	FUEL: ENG FEED Knob - Step Down	
	SimFuelPumpOff	none	none	Shft Ctrl Alt	F7	FUEL: ENG FEED Knob - OFF	
	SimFuelPumpNorm	none	none	Shft Ctrl	F8	FUEL: ENG FEED Knob - NORM	
	SimFuelPumpAft	none	none	Shft Alt	F8	FUEL: ENG FEED Knob - AFT	
	SimFuelPumpFwd	none	none	Ctrl Alt	F8	FUEL: ENG FEED Knob - FWD	
3	SimFuelDoorToggle	Shft	R	Shft Ctrl Alt	F8	FUEL: AIR REFUEL Sw itch - Toggle	3
	<b>Sim Fuel Door Open</b>	none	none	Shft Ctrl	F9	FUEL: AIR REFUEL Sw itch - OPEN	
	<b>Sim Fuel Door Close</b>	none	none	Shft Alt	F9	FUEL: AIR REFUEL Sw itch - CLOSE	






## 2.4.6 AUX COMM / IFF Panel

#	Callback	Default Key File	Pitbuild. Key File	Key File Description	#	
1	<b>SimIFFMasterInc</b>	Shft Ctrl	F8	none	AUX: MASTER Knob - Step Up	
	<b>SimIFFMasterDec</b>	Shft Ctrl	F7	none	AUX: MASTER Knob - Step Down	
	SimIFFMasterOff	none	none	Ctrl Alt	F9	AUX: MASTER Knob - OFF
	SimIFFMasterStby	none	none	Shft Ctrl Alt	F9	AUX: MASTER Knob - STBY
	SimIFFMasterLow	none	none	Shft Ctrl	F10	AUX: MASTER Knob - LOW
	SimIFFMasterNorm	none	none	Shft Alt	F10	AUX: MASTER Knob - NORM
	SimIFFMasterEmerg	none	none	Ctrl Alt	F10	AUX: MASTER Knob - EMER
2	<b>SimIFFCodeSwitchZero</b>	Shft Ctrl	F10	Shft Ctrl Alt	F10	AUX: M-4 CODE Sw itch - ZERO
	<b>SimIFFCodeSw itchHold</b>	Shft Ctrl	F9	Shft Alt	F11	AUX: M-4 CODE Sw itch - HOLD
3	SimToggleAuxComMaster	Shft Ctrl	F1	none	none	AUX: CNI Knob Sw itch - Toggle
	<b>Sim AuxCom Backup</b>	none	none	Ctrl Alt	F11	AUX: CNI Knob Sw itch - BACKUP
	<b>Sim AuxCom UFC</b>	none	none	Shft Ctrl Alt	F11	AUX: CNI Knob Sw itch - UFC
4	SimIFFMode4ReplyCycle	Shft Ctrl	F11	none	none	AUX: REPLY Sw itch - Cycle
	<b>SimIFFMode4ReplyInc</b>	none	none	none	none	AUX: REPLY Sw itch - Step Up
	<b>SimIFFMode4ReplyDec</b>	none	none	none	none	AUX: REPLY Sw itch - Step Down
	SimIFFMode4ReplyBravo	none	none	Shft Ctrl	F12	AUX: REPLY Sw itch - B
	SimIFFMode4ReplyAlpha	none	none	Shft Alt	F12	AUX: REPLY Sw itch - A
	SimIFFMode4ReplyOff	none	none	Ctrl Alt	F12	AUX: REPLY Sw itch - OUT
5	SimIFFMode4MonitorToggle	Shft Ctrl	F12	none	none	AUX: MONITOR Sw itch - Toggle
	<b>SimIFFMode4Monitor Aud</b>	none	none	Shft Ctrl Alt	F12	AUX: MONITOR Sw itch - AUDIO
	<b>SimIFFMode4Monitor Off</b>	none	none	Shft Ctrl		AUX: MONITOR Sw itch - OUT
6	<b>Sim CycleLeftAuxCom Digit</b>	Shft Ctrl	F2	Shft Alt		AUX: CHANNEL - Cycle Up Left Digit
	<b>Sim DecLeftAuxCom Digit</b>	none	none	Ctrl Alt		AUX: CHANNEL - Cycle Down Left Digit
7	<b>Sim CycleCenterAuxCom Digit</b>	Shft Ctrl	F3	Shft Ctrl Alt		AUX: CHANNEL - Cycle Up Center Digit
	<b>Sim DecCenterAuxCom Digit</b>	none	none	Shft Ctrl	1	AUX: CHANNEL - Cycle Down Center Dig.
8	<b>Sim CycleRightAuxCom Digit</b>	Shft Ctrl	F4	Shft Alt	1	AUX: CHANNEL - Cycle Up Right Digit
	<b>Sim DecRightAuxCom Digit</b>	none	none	Ctrl Alt	1	AUX: CHANNEL - Cycle Down Right Digit
9	<b>Sim CycleBandAuxCom Digit</b>	Shft Ctrl	F5	none	none	AUX: CHANNEL - Toggle Band X/Y
	SimXBandAuxComDigit	none	none	Shft Ctrl Alt	1	AUX: CHANNEL - Toggle Band X
	SimYBandAuxComDigit	none	none	Shft Ctrl	2	AUX: CHANNEL - Toggle Band Y
10	SimToggleAuxComAATR	Shft Ctrl	F6	none	none	AUX: STATION SELECTOR Sw itch - Toggle
	<b>Sim TACANTR</b>	none	none	Shft Alt	2	AUX: STATION SELECTOR Sw itch - T/R
	<b>Sim TACANAATR</b>	none	none	Ctrl Alt	2	AUX: STATION SELECTOR Sw itch - A/A TR
11	SimIFFEnableCycle	Shft Alt	F1	none	none	AUX: IFF ENABLE Sw itch - Cycle
	<b>SimIFFEnableInc</b>	none	none	none	none	AUX: IFF ENABLE Sw itch - Step Up
	<b>SimIFFEnableDec</b>	none	none	none	none	AUX: IFF ENABLE Sw itch - Step down
	SimIFFEnableM3MS	none	none	none	none	AUX: IFF ENABLE Sw itch - M3/MS
	SimIFFEnableOff	none	none	none	none	AUX: IFF ENABLE Sw itch - OFF
	SimIFFEnableM1M3	none	none	none	none	AUX: IFF ENABLE Sw itch - M1/M3



All other versions



F-16AM BAC | AM RJAF | AM RNLAf | AM RDAF | AM RNoAF | F-16C-52+ | CM-40 | CM-42 | CM-50 | CM-52 | CM-52 TB | C-52 ROKAF | D-52+ RSAF | DM-40 | DM-52 | I-52+ | I-52+ CFT

*Note: There are more callbacks for IFF digits listed on the next page (numbers 12 to 15).*





#	Callback	Default Key File		Pitbuild. Key File		Key File Description	#
12	<b>SimIFFBackupM1Digit1Inc</b>	Shft Alt	F2	none	none	AUX: IFF MODE 1 - X* ** - Cycle Up	12
	<b>SimIFFBackupM1Digit1Dec</b>	none	none	none	none	AUX: IFF MODE 1 - X* ** - Cycle Down	
	SimIFFBackupM1Digit1_0	none	none	none	none	AUX: IFF MODE 1 - 0* **	
	SimIFFBackupM1Digit1_1	none	none	none	none	AUX: IFF MODE 1 - 1* **	
	SimIFFBackupM1Digit1_2	none	none	none	none	AUX: IFF MODE 1 - 2* **	
	SimIFFBackupM1Digit1_3	none	none	none	none	AUX: IFF MODE 1 - 3* **	
	SimIFFBackupM1Digit1_4	none	none	none	none	AUX: IFF MODE 1 - 4* **	
	SimIFFBackupM1Digit1_5	none	none	none	none	AUX: IFF MODE 1 - 5* **	
	SimIFFBackupM1Digit1_6	none	none	none	none	AUX: IFF MODE 1 - 6* **	
SimIFFBackupM1Digit1_7	none	none	none	none	AUX: IFF MODE 1 - 7* **		
13	<b>SimIFFBackupM1Digit2Inc</b>	Shft Alt	F3	none	none	AUX: IFF MODE 1 - *X ** - Cycle Up	13
	<b>SimIFFBackupM1Digit2Dec</b>	none	none	none	none	AUX: IFF MODE 1 - *X ** - Cycle Down	
	SimIFFBackupM1Digit2_0	none	none	none	none	AUX: IFF MODE 1 - *0 **	
	SimIFFBackupM1Digit2_1	none	none	none	none	AUX: IFF MODE 1 - *1 **	
	SimIFFBackupM1Digit2_2	none	none	none	none	AUX: IFF MODE 1 - *2 **	
	SimIFFBackupM1Digit2_3	none	none	none	none	AUX: IFF MODE 1 - *3 **	
14	<b>SimIFFBackupM3Digit1Inc</b>	Shft Alt	F4	none	none	AUX: IFF MODE 3 - ** X* - Cycle Up	14
	<b>SimIFFBackupM3Digit1Dec</b>	none	none	none	none	AUX: IFF MODE 3 - ** X* - Cycle Down	
	SimIFFBackupM3Digit1_0	none	none	none	none	AUX: IFF MODE 3 - ** 0*	
	SimIFFBackupM3Digit1_1	none	none	none	none	AUX: IFF MODE 3 - ** 1*	
	SimIFFBackupM3Digit1_2	none	none	none	none	AUX: IFF MODE 3 - ** 2*	
	SimIFFBackupM3Digit1_3	none	none	none	none	AUX: IFF MODE 3 - ** 3*	
	SimIFFBackupM3Digit1_4	none	none	none	none	AUX: IFF MODE 3 - ** 4*	
	SimIFFBackupM3Digit1_5	none	none	none	none	AUX: IFF MODE 3 - ** 5*	
	SimIFFBackupM3Digit1_6	none	none	none	none	AUX: IFF MODE 3 - ** 6*	
SimIFFBackupM3Digit1_7	none	none	none	none	AUX: IFF MODE 3 - ** 7*		
15	<b>SimIFFBackupM3Digit2Inc</b>	Shft Alt	F5	none	none	AUX: IFF MODE 3 - ** *X - Cycle Up	15
	<b>SimIFFBackupM3Digit2Dec</b>	none	none	none	none	AUX: IFF MODE 3 - ** *X - Cycle Down	
	SimIFFBackupM3Digit2_0	none	none	none	none	AUX: IFF MODE 3 - ** *0	
	SimIFFBackupM3Digit2_1	none	none	none	none	AUX: IFF MODE 3 - ** *1	
	SimIFFBackupM3Digit2_2	none	none	none	none	AUX: IFF MODE 3 - ** *2	
	SimIFFBackupM3Digit2_3	none	none	none	none	AUX: IFF MODE 3 - ** *3	
	SimIFFBackupM3Digit2_4	none	none	none	none	AUX: IFF MODE 3 - ** *4	
	SimIFFBackupM3Digit2_5	none	none	none	none	AUX: IFF MODE 3 - ** *5	
	SimIFFBackupM3Digit2_6	none	none	none	none	AUX: IFF MODE 3 - ** *6	
SimIFFBackupM3Digit2_7	none	none	none	none	AUX: IFF MODE 3 - ** *7		






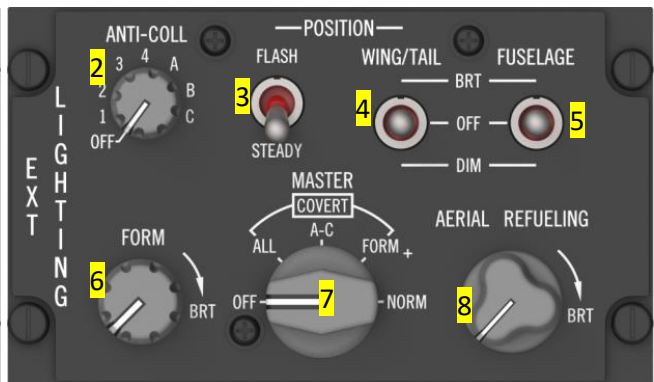


## 2.4.7 EXT LIGHTNING Panel

#	Callback	Default Key File	Default Key	Pitbuild. Key File	Pitbuild. Key	Key File Description	#
1	SimExtAntiColl	Shft Ctrl	U	none	none	EXT: ANTI COLLISION Sw itch - Toggle	1
	<b>Sim AntiCollOn</b>	none	none	Shft Ctrl Alt	2	EXT: ANTI COLLISION Sw itch - ON	
	<b>Sim AntiCollOff</b>	none	none	Shft Ctrl	3	EXT: ANTI COLLISION Sw itch - OFF	
2	CYCLE_PLACEHOLDER	Shft Alt	U	none	none	EXT: ANTI COLLISION Knob - Cycle	2
	<b>Sim StepAnticoMode Up</b>	none	none	none	none	EXT: ANTI COLLISION Knob - Step Up	
	<b>Sim StepAnticoMode Down</b>	none	none	none	none	EXT: ANTI COLLISION Knob - Step Down	
	SimAntiCollModeOff	none	none	none	none	EXT: ANTI COLLISION Knob - OFF	
	SimAntiCollMode1	none	none	none	none	EXT: ANTI COLLISION Knob - 1	
	SimAntiCollMode2	none	none	none	none	EXT: ANTI COLLISION Knob - 2	
	SimAntiCollMode3	none	none	none	none	EXT: ANTI COLLISION Knob - 3	
	SimAntiCollMode4	none	none	none	none	EXT: ANTI COLLISION Knob - 4	
	SimAntiCollModeA	none	none	none	none	EXT: ANTI COLLISION Knob - A	
	SimAntiCollModeB	none	none	none	none	EXT: ANTI COLLISION Knob - B	
SimAntiCollModeC	none	none	none	none	EXT: ANTI COLLISION Knob - C		
3	SimExtSteady	Shft Ctrl	I	none	none	EXT: POSITION Sw itch - Toggle	3
	<b>Sim LightsFlash</b>	none	none	Shft Alt	3	EXT: POSITION Sw itch - FLASH	
	<b>Sim LightsSteady</b>	none	none	Ctrl Alt	3	EXT: POSITION Sw itch - STEADY	
4	SimWingLightCycle	Ctrl Alt	U	none	none	EXT: WING/TAIL Sw itch - Cycle	4
	<b>Sim WingLightInc</b>	none	none	none	none	EXT: WING/TAIL Sw itch - Step Up	
	<b>Sim WingLightDec</b>	none	none	none	none	EXT: WING/TAIL Sw itch - Step Down	
	SimWingLightUp	none	none	Shft Ctrl Alt	3	EXT: WING/TAIL Sw itch - BRT	
	SimWingLightMid	none	none	Shft Ctrl	4	EXT: WING/TAIL Sw itch - OFF	
SimWingLightDown	none	none	Shft Alt	4	EXT: WING/TAIL Sw itch - DIM		
5	SimFuselageLightCycle	Ctrl Alt	I	none	none	EXT: FUSELAGE Sw itch - Cycle	5
	<b>Sim FuselageLightInc</b>	none	none	none	none	EXT: FUSELAGE Sw itch - Step Up	
	<b>Sim FuselageLightDec</b>	none	none	none	none	EXT: FUSELAGE Sw itch - Step Down	
	SimFuselageLightUp	none	none	Ctrl Alt	4	EXT: FUSELAGE Sw itch - BRT	
	SimFuselageLightMid	none	none	Shft Ctrl Alt	4	EXT: FUSELAGE Sw itch - OFF	
	SimFuselageLightDown	none	none	Shft Ctrl	5	EXT: FUSELAGE Sw itch - DIM	
6	<b>Sim StepFormationLights Up</b>	Shft	X	Shft Alt	5	EXT: FORM Knob - Step Up	6
	<b>Sim StepFormationLights Down</b>	Shft	Z	Ctrl Alt	5	EXT: FORM Knob - Step Down	
7	SimExtPower	Ctrl	M	none	none	EXT: MASTER Sw itch - Toggle	7
	CYCLE_PLACEHOLDER	Alt	M	none	none	EXT: MASTER Knob - Cycle	
	<b>Sim ExtlMasterInc</b>	none	none	none	none	EXT: MASTER Knob - Step Up	
	<b>Sim ExtlMasterDec</b>	none	none	none	none	EXT: MASTER Knob - Step Down	
	SimExtlMasterOff	none	none	Shft Ctrl	6	EXT: MASTER Sw itch/Knob - OFF	
	SimExtlMasterCovertAll	none	none	none	none	EXT: MASTER Knob - ALL	
	SimExtlMasterCovertAC	none	none	none	none	EXT: MASTER Knob - A-C	
	SimExtlMasterCovertForm	none	none	none	none	EXT: MASTER Knob - FORM	
SimExtlMasterNorm	none	none	Shft Ctrl Alt	5	EXT: MASTER Sw itch/Knob - NORM		
8	<b>Sim StepAARLights Up</b>	Shft Alt	V	Shft Alt	6	EXT: AERIAL REFUELING Knob - Step Up	8
	<b>Sim StepAARLights Down</b>	Shft Alt	B	Ctrl Alt	6	EXT: AERIAL REFUELING Knob - Step Down	



All other version



F-16C-52+ | C-52+ CFT | CM-40 | CM-42 | CM-50 | CM-52 | CM-52 TB | C-52 ROKAF | D-52+ RSAF | DM-40 | DM-52 |



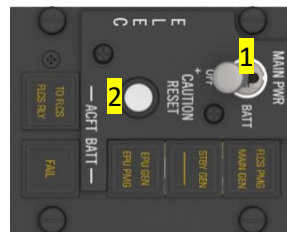
### 2.4.8 EPU Panel

#	Callback	Default Key File	Pitbuild. Key File	Key File Description	#	
1	SimEpuToggle	Alt	E	none	none	EPU: EPU Sw itch - Cycle
	<b>Sim Epu Up</b>	none	none	none	none	EPU: EPU Sw itch - Step Up
	<b>Sim EpuDown</b>	none	none	none	none	EPU: EPU Sw itch - Step Dow n
	SimEpuOn	none	none	Shft Ctrl Alt	6	EPU: EPU Sw itch - ON
	SimEpuAuto	none	none	Shft Ctrl	7	EPU: EPU Sw itch - NORM
	SimEpuOff	none	none	Shft Alt	7	EPU: EPU Sw itch - OFF




### 2.4.9 ELEC Panel

#	Callback	Default Key File	Pitbuild. Key File	Key File Description	#	
1	<b>Sim MainPowerInc</b>	Shft Alt	W	none	none	ELEC: MAIN PWR Sw itch - Step Up
	<b>Sim MainPowerDec</b>	Shft Alt	Q	none	none	ELEC: MAIN PWR Sw itch - Step Dow n
	SimMainPow erMain	none	none	Ctrl Alt	7	ELEC: MAIN PWR Sw itch - MAIN
	SimMainPow erBatt	none	none	Shft Ctrl Alt	7	ELEC: MAIN PWR Sw itch - BATT
	SimMainPow erOff	none	none	Shft Ctrl	8	ELEC: MAIN PWR Sw itch - OFF
2	<b>Sim EecReset</b>	Alt	F2	Shft Alt	8	ELEC: CAUTION RESET Button - Push



### 2.4.10 AVTR Panel

#	Callback	Default Key File	Pitbuild. Key File	Key File Description	#	
1	SimAVTRToggle	none	F	none	F	AVTR: AVTR Sw itch - Toggle ON / OFF
	SimAVTRSw itch	Alt	F	none	none	AVTR: AVTR Sw itch - Cycle
	<b>Sim AVTRSwitchUp</b>	none	none	none	none	AVTR: AVTR Sw itch - Step Up
	<b>Sim AVTRSwitchDown</b>	none	none	none	none	AVTR: AVTR Sw itch - Step Dow n
	SimAVTRSw itchOn	none	none	Ctrl Alt	8	AVTR: AVTR Sw itch - ON
	SimAVTRSw itchAuto	none	none	Shft Ctrl Alt	8	AVTR: AVTR Sw itch - AUTO
	SimAVTRSw itchOff	none	none	Shft Ctrl	9	AVTR: AVTR Sw itch - OFF



All other versions



F-16C-52+ | C-52+ CFT | CM-40 | CM-42  
| CM-50 | CM-52 | CM-52 TB | C-52  
ROKAF | D-52+ RSAF | DM-40 | DM-52

Blank:  
F-16AM BAC | AM RJAF  
| AM RNLAf | AM  
RDAF | AM RNoAF



### 2.4.11 ECM Panel

#	Callback	Default Key File	Pitbuild. Key File	Key File Description	#	
1	SimEcmPower	Ctrl Alt	W	none	ECM: OPR Sw itch - Toggle	
	<b>Sim Ecm Power On</b>	none	none	Shft Alt	0	ECM: OPR Sw itch - OPR
	<b>Sim Ecm Power Off</b>	none	none	Shft Ctrl Alt	0	ECM: OPR Sw itch - OFF



All other versions

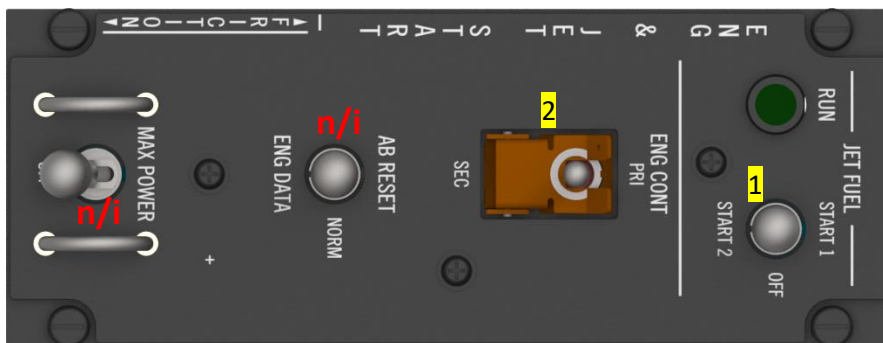


F16C-52+ | C-52+ CFT

Note: F16AM BAC | AM RJAF have a blank panel

### 2.4.12 ENG & JET START Panel

#	Callback	Default Key File	Pitbuild. Key File	Key File Description	#	
1	SimJfsStartCycle	Shft	J	none	none	ENG: JFS Sw itch - Cycle 1 / OFF / 2
	<b>Sim Jfs StartInc</b>	none	none	none	none	ENG: JFS Sw itch - Step Up
	<b>Sim Jfs StartDec</b>	none	none	none	none	ENG: JFS Sw itch - Step Down
	SimJfsStartUp	none	none	Ctrl Alt	Q	ENG: JFS Sw itch - START 1
	SimJfsStartMid	none	none	Shft Ctrl Alt	Q	ENG: JFS Sw itch - OFF
	SimJfsStartDown	none	none	Shft Ctrl	W	ENG: JFS Sw itch - START 2
2	SimEngCont	Ctrl Alt	Y	none	none	ENG: ENG CONT Sw itch - Toggle
	<b>Sim EngContPri</b>	none	none	Shft Ctrl	E	ENG: ENG CONT Sw itch - PRI
	<b>Sim EngContSec</b>	none	none	Shft Alt	E	ENG: ENG CONT Sw itch - SEC




Note: Pratt & Whitney panel is currently not implemented.




### 2.4.13 AUDIO2 Panel

#	Callback	Default Key File	Pitbuild. Key File	Key File Description	#
1	Sim Step Intercom Volume Up	Alt ]	Ctrl Alt T	AUDIO2: INTERCOM Knob - Volume Incr.	1
	Sim Step Intercom Volume Down	Alt [	Shft Ctrl Alt T	AUDIO2: INTERCOM Knob - Volume Decr.	
2	Sim ILS Up	Shft Ctrl Y	Ctrl Alt U	AUDIO2: ILS Knob - Volume Incr.	2
	Sim ILS Down	Shft Alt Y	Shft Ctrl Alt U	AUDIO2: ILS Knob - Volume Decr.	



### 2.4.14 AUDIO1 Panel

#	Callback	Default Key File	Pitbuild. Key File	Key File Description	#
1	Sim Step Comm 1 Volume Up	Shft ]	Ctrl Alt I	AUDIO1: COMM 1 Knob - Volume Incr.	1
	Sim Step Comm 1 Volume Down	Shft [	Shft Ctrl Alt I	AUDIO1: COMM 1 Knob - Volume Decr.	
	Sim Comm 1 Power On	none	Shft Ctrl O	AUDIO1: COMM 1 Knob - Power On	
	Sim Comm 1 Power Off	none	Shft Alt O	AUDIO1: COMM 1 Knob - Power Off	
2	Sim Step Comm 2 Volume Up	Ctrl ]	Ctrl Alt O	AUDIO1: COMM 2 Knob - Volume Incr.	2
	Sim Step Comm 2 Volume Down	Ctrl [	Shft Ctrl Alt O	AUDIO1: COMM 2 Knob - Volume Decr.	
	Sim Comm 2 Power On	none	Shft Ctrl P	AUDIO1: COMM 2 Knob - Power On	
	Sim Comm 2 Power Off	none	Shft Alt P	AUDIO1: COMM 2 Knob - Power Off	
3	Sim Step Missile Volume Up	Shft Ctrl ]	Shft Ctrl [	AUDIO1: MSL Knob - Volume Incr.	3
	Sim Step Missile Volume Down	Shft Ctrl [	Shft Alt [	AUDIO1: MSL Knob - Volume Decr.	
4	Sim Aud 1 Com 1	Shft Alt O	none	AUDIO1: COMM 1 Mode Knob - Toggle	4
	Sim Aud 1 Com 1 Sql	none	Shft Ctrl Alt [	AUDIO1: COMM 1 Mode Knob - SQL	
	Sim Aud 1 Com 1 Gd	none	Shft Ctrl ]	AUDIO1: COMM 1 Mode Knob - GD	
5	Sim Aud 1 Com 2	Shft Alt P	none	AUDIO1: COMM 2 Mode Knob - Toggle	5
	Sim Aud 1 Com 2 Sql	none	Ctrl Alt ]	AUDIO1: COMM 2 Mode Knob - SQL	
	Sim Aud 1 Com 2 Gd	none	Shft Ctrl Alt ]	AUDIO1: COMM 2 Mode Knob - GD	
6	Sim Step Threat Volume Up	Shft Alt ]	Ctrl Alt \	AUDIO1: THREAT Knob - Volume Incr.	6
	Sim Step Threat Volume Down	Shft Alt [	Shft Ctrl Alt \	AUDIO1: THREAT Knob - Volume Decr.	







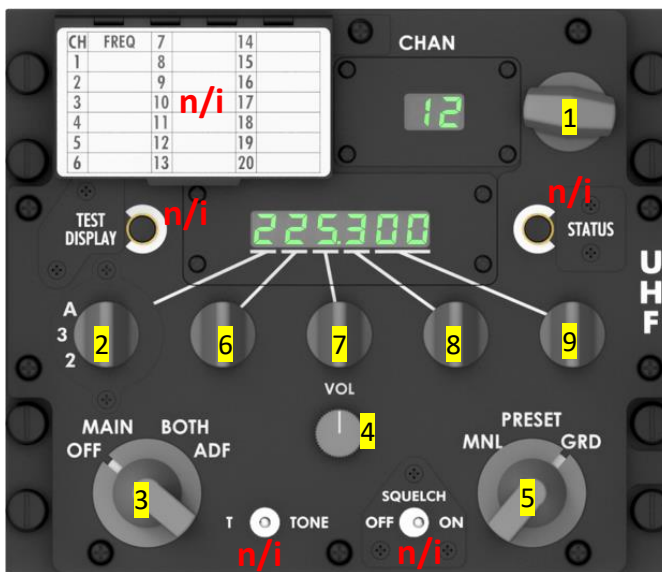
### 2.4.15 MANUAL PITCH Panel

#	Callback	Default	Key File	Pitbuild.	Key File	Key File Description	#
1	SimMPOToggle	none	O	none	none	MPO: MANUAL PITCH Sw itch - Toggle	1
	SimMPO	Alt	O	none	O	MPO: MANUAL PITCH Sw itch - Hold	



### 2.4.16 UHF Panel

#	Callback	Default	Key File	Pitbuild.	Key File	Key File Description	#
1	Sim CycleRadioChannel	Shft Ctrl	A	Shft Alt	S	UHF: PRESET CHANNEL Knob - Cycle Up	1
	Sim DecRadioChannel	none	none	Ctrl Alt	S	UHF: PRESET CHANNEL Knob - Cycle Dow n	
2	SimBupUhfFreq1Inc	Shft Ctrl	D	none	none	UHF: A-3-2-T Rotary X**.* - Step Up	2
	SimBupUhfFreq1Dec	Shft Ctrl	S	none	none	UHF: A-3-2-T Rotary X**.* - Step Dow n	
	SimBupUhfFreq1_2	none	none	Shft Alt	D	UHF: A-3-2-T Rotary 2**.*	
	SimBupUhfFreq1_3	none	none	Ctrl Alt	D	UHF: A-3-2-T Rotary 3**.*	
3	SimBupUhfFuncInc	Shft Alt	S	none	none	UHF: FUNCTION Knob - Step Up	3
	SimBupUhfFuncDec	Shft Alt	A	none	none	UHF: FUNCTION Knob - Step Dow n	
	SimBupUhfOff	none	none	Shft Alt	Return	UHF: FUNCTION Knob - OFF	
	SimBupUhfMain	none	none	Ctrl Alt	Return	UHF: FUNCTION Knob - MAIN	
	SimBupUhfBoth	none	none	Shft Ctrl Alt	Return	UHF: FUNCTION Knob - BOTH	
4	OTWBalanceIVCvsAIUp	Ctrl Alt	]	Shft Ctrl Alt	Z	UHF: VOL Knob - AI vs IVC Volume Incr	4
	OTWBalanceIVCvsAIDown	Ctrl Alt	[	Shft Ctrl	X	UHF: VOL Knob - AI vs IVC Volume Decr	
5	SimBupUhfModeInc	Shft Alt	F	none	none	UHF: MODE Knob - Step Up	5
	SimBupUhfModeDec	Shft Alt	D	none	none	UHF: MODE Knob - Step Dow n	
	SimBupUhfManual	none	none	Shft Ctrl Alt	X	UHF: MODE Knob - MNL	
	SimBupUhfPreset	none	none	Shft Ctrl	C	UHF: MODE Knob - PRESET	
	SimBupUhfGuard	none	none	Shft Alt	C	UHF: MODE Knob - GRD	



Note: There are more callbacks for the UHF rotaries listed on the next page (numbers 6 to 9).







#	Callback	Default Key File		Pitbuild. Key File		Key File Description	#
6	<b>SimBupUhfFreq2Inc</b>	Shft Ctrl	F	none	none	UHF: Manual Frequency *X*.*** - Cycle Up	6
	<b>SimBupUhfFreq2Dec</b>	none	none	none	none	UHF: Manual Frequency *X*.*** - Cycle Down	
	SimBupUhfFreq2_0	none	none	Shft Ctrl Alt	D	UHF: Manual Frequency *0*.***	
	SimBupUhfFreq2_1	none	none	Shft Ctrl	F	UHF: Manual Frequency *1*.***	
	SimBupUhfFreq2_2	none	none	Shft Alt	F	UHF: Manual Frequency *2*.***	
	SimBupUhfFreq2_3	none	none	Ctrl Alt	F	UHF: Manual Frequency *3*.***	
	SimBupUhfFreq2_4	none	none	Shft Ctrl Alt	M	UHF: Manual Frequency *4*.***	
	SimBupUhfFreq2_5	none	none	Shft Ctrl	G	UHF: Manual Frequency *5*.***	
	SimBupUhfFreq2_6	none	none	Shft Alt	G	UHF: Manual Frequency *6*.***	
	SimBupUhfFreq2_7	none	none	Ctrl Alt	G	UHF: Manual Frequency *7*.***	
	SimBupUhfFreq2_8	none	none	Shft Ctrl Alt	G	UHF: Manual Frequency *8*.***	
SimBupUhfFreq2_9	none	none	Shft Ctrl	H	UHF: Manual Frequency *9*.***		
7	<b>SimBupUhfFreq3Inc</b>	Shft Ctrl	G	none	none	UHF: Manual Frequency **X.*** - Cycle Up	7
	<b>SimBupUhfFreq3Dec</b>	none	none	none	none	UHF: Manual Frequency **X.*** - Cycle Down	
	SimBupUhfFreq3_0	none	none	Shft Alt	H	UHF: Manual Frequency **0.***	
	SimBupUhfFreq3_1	none	none	Ctrl Alt	H	UHF: Manual Frequency **1.***	
	SimBupUhfFreq3_2	none	none	Shft Ctrl Alt	H	UHF: Manual Frequency **2.***	
	SimBupUhfFreq3_3	none	none	Shft Ctrl	J	UHF: Manual Frequency **3.***	
	SimBupUhfFreq3_4	none	none	Shft Alt	J	UHF: Manual Frequency **4.***	
	SimBupUhfFreq3_5	none	none	Ctrl Alt	J	UHF: Manual Frequency **5.***	
	SimBupUhfFreq3_6	none	none	Shft Ctrl Alt	J	UHF: Manual Frequency **6.***	
	SimBupUhfFreq3_7	none	none	Shft Ctrl	K	UHF: Manual Frequency **7.***	
	SimBupUhfFreq3_8	none	none	Shft Alt	K	UHF: Manual Frequency **8.***	
SimBupUhfFreq3_9	none	none	Ctrl Alt	K	UHF: Manual Frequency **9.***		
8	<b>SimBupUhfFreq4Inc</b>	Shft Ctrl	H	none	none	UHF: Manual Frequency *** X** - Cycle Up	8
	<b>SimBupUhfFreq4Dec</b>	none	none	none	none	UHF: Manual Frequency *** X** - Cycle Down	
	SimBupUhfFreq4_0	none	none	Shft Ctrl Alt	K	UHF: Manual Frequency *** 0**	
	SimBupUhfFreq4_1	none	none	Shft Ctrl	L	UHF: Manual Frequency *** 1**	
	SimBupUhfFreq4_2	none	none	Shft Alt	L	UHF: Manual Frequency *** 2**	
	SimBupUhfFreq4_3	none	none	Ctrl Alt	L	UHF: Manual Frequency *** 3**	
	SimBupUhfFreq4_4	none	none	Shft Ctrl Alt	L	UHF: Manual Frequency *** 4**	
	SimBupUhfFreq4_5	none	none	Shft Ctrl	;	UHF: Manual Frequency *** 5**	
	SimBupUhfFreq4_6	none	none	Shft Alt	;	UHF: Manual Frequency *** 6**	
	SimBupUhfFreq4_7	none	none	Ctrl Alt	;	UHF: Manual Frequency *** 7**	
	SimBupUhfFreq4_8	none	none	Shft Ctrl Alt	;	UHF: Manual Frequency *** 8**	
SimBupUhfFreq4_9	none	none	Shft Ctrl	'	UHF: Manual Frequency *** 9**		
9	<b>SimBupUhfFreq5Inc</b>	Shft Ctrl	J	none	none	UHF: Manual Frequency *** *XX - Cycle Up	9
	<b>SimBupUhfFreq5Dec</b>	none	none	none	none	UHF: Manual Frequency *** *XX - Cycle Down	
	SimBupUhfFreq5_00	none	none	Shft Alt	'	UHF: Manual Frequency *** *00	
	SimBupUhfFreq5_25	none	none	Ctrl Alt	'	UHF: Manual Frequency *** *25	
	SimBupUhfFreq5_50	none	none	Shft Ctrl Alt	'	UHF: Manual Frequency *** *50	
	SimBupUhfFreq5_75	none	none	Shft Ctrl	Return	UHF: Manual Frequency *** *75	





## 2.5 Left Aux Console

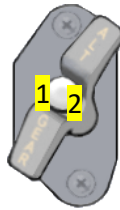
#	Section	Short form
1	3.01 ALT GEAR CONTROL	ALT GEAR
2	3.02 TWA PANEL	TWA
3	3.03 HMCS PANEL	HMCS
4	3.04 CMDS PANEL	CMDS
5	3.05 GEAR PANEL	GEAR





### 2.5.1 ALT GEAR Handle

#	Callback	Default Key File	Pitbuild. Key File	Key File Description	#		
1	AFAIternateGear	Alt	G	Ctrl	F1	ALT GEAR: Extend Gear Handle - Push	1
2	AFAIternateGearReset	Shft	G	Alt	F1	ALT GEAR: Reset Button - Push	2



### 2.5.2 THREAT WARNING AUX / RWR / EW Panel

#	Callback	Default Key File	Pitbuild. Key File	Key File Description	#		
1	SimRWRSetGroundPriority	Alt	Num .	Ctrl	F2	TWA: LOW Button - Toggle	1
2	SimRWRSetSearch	Alt	Num Enter	Alt	F2	TWA: SEARCH Button - Toggle	2
3	SimRwrPower	Alt	Num 0	none	none	TWA: POWER Button - Toggle	3
	SimRwrPowerOn	none	none	Ctrl	F3	TWA: POWER Button - On	
	SimRwrPowerOff	none	none	Alt	F3	TWA: POWER Button - Off	



All other variants

F16C-52+ | C-52+ CFT

F16AM BAC | AM RJAF

F16AM RNLAf

### 2.5.3 HMD Panel

#	Callback	Default Key File	Pitbuild. Key File	Key File Description	#		
1	SimHmsSymWheelUp	none	]	Ctrl	F5	HMCS: HMCS Knob - Brightness Incr.	1
	SimHmsSymWheelDn	none	[	Alt	F5	HMCS: HMCS Knob - Brightness Decr.	
	SimHmsOn	none	none	Ctrl	F6	HMCS: HMCS Knob - ON	
	SimHmsOff	none	none	Alt	F6	HMCS: HMCS Knob - OFF	



All other variants

F16AM BAC | AM RJAF | AM RNLAf | AM RDAf | AM RNoAf | F16C-52+ | C-52+ CFT


**i** See [2.6.1 - MISC Panel](#) – RF Switch for callbacks, keystrokes and description.





## 2.5.4 CMDS / EW Panel

#	Callback	Default	Key File	Pitbuild.	Key File	Key File Description	#
1	SimEWSRWRPower	Ctrl Alt	A	none	none	CMDS: RWR Sw itch - Toggle Pow er	1
	SimEWSRWROn	none	none	Ctrl	F7	CMDS: RWR Sw itch - Pow er ON	
	SimEWSRWROff	none	none	Alt	F7	CMDS: RWR Sw itch - Pow er OFF	
2	SimEWSJammerPower	Ctrl Alt	S	none	none	CMDS: JMR Sw itch - Toggle Pow er	2
	SimEWSJammerOn	none	none	Ctrl	F8	CMDS: JMR Sw itch - Pow er ON	
	SimEWSJammerOff	none	none	Alt	F8	CMDS: JMR Sw itch - Pow er OFF	
3	SimEWSMw sPower	Ctrl Alt	D	none	none	CMDS: MWS Sw itch - Toggle Pow er	3
	SimEWSMw sOn	none	none	Ctrl	F9	CMDS: MWS Sw itch - Pow er ON	
	SimEWSMw sOff	none	none	Alt	F9	CMDS: MWS Sw itch - Pow er OFF	
4	SimEWSO1Power	Ctrl Alt	F	none	none	CMDS: O1 Sw itch - Toggle Pow er	4
	SimEWSO1On	none	none	Ctrl	F10	CMDS: O1 Sw itch - Pow er ON	
	SimEWSO1Off	none	none	Alt	F10	CMDS: O1 Sw itch - Pow er OFF	
5	SimEWSO2Power	Ctrl Alt	G	none	none	CMDS: O2 Sw itch - Toggle Pow er	5
	SimEWSO2On	none	none	Ctrl	F11	CMDS: O2 Sw itch - Pow er ON	
	SimEWSO2Off	none	none	Alt	F11	CMDS: O2 Sw itch - Pow er OFF	
6	SimEWSChaffPower	Ctrl Alt	H	none	none	CMDS: CH Sw itch - Toggle Pow er	6
	SimEWSChaffOn	none	none	Ctrl	F12	CMDS: CH Sw itch - Pow er ON	
	SimEWSChaffOff	none	none	Alt	F12	CMDS: CH Sw itch - Pow er OFF	
7	SimEWSFlarePower	Ctrl Alt	J	none	none	CMDS: FL Sw itch - Toggle Pow er	7
	SimEWSFlareOn	none	none	Ctrl	Backspace	CMDS: FL Sw itch - Pow er ON	
	SimEWSFlareOff	none	none	Alt	Backspace	CMDS: FL Sw itch - Pow er OFF	
8	SimEWSDispPower	Ctrl Alt	L	none	none	CMDS: DISP Sw itch - Toggle (MLU EW Panel)	8
	SimEWSDispOn	none	none	none	none	CMDS: DISP Sw itch - Pow er On (MLU EW Panel)	
	SimEWSDispOff	none	none	none	none	CMDS: DISP Sw itch - Pow er Off (MLU EW Panel)	
9	SimEw sJett	Ctrl Alt	K	none	none	CMDS: JETT Sw itch - Toggle	9
	SimEw sJettOn	none	none	Ctrl	Q	CMDS: JETT Sw itch - ON	
	SimEw sJettOff	none	none	Alt	Q	CMDS: JETT Sw itch - OFF	
10	SimEWSProgInc	Ctrl	X	none	none	CMDS: PRGM Knob - Step Up	10
	SimEWSProgDec	Ctrl	Z	none	none	CMDS: PRGM Knob - Step Dow n	
	SimEWSProgOne	none	none	Alt	W	CMDS: PRGM Knob - 1	
	SimEWSProgTwo	none	none	Ctrl	E	CMDS: PRGM Knob - 2	
	SimEWSProgThree	none	none	Alt	E	CMDS: PRGM Knob - 3	
	SimEWSProgFour	none	none	Ctrl	R	CMDS: PRGM Knob - 4	
	SimEWSProgFive	none	none	Ctrl	R	CMDS: PRGM Knob - 5	
11	SimEWSProgInc	Alt	X	none	none	CMDS: MODE Knob - Step Up	11
	SimEWSProgDec	Alt	Z	none	none	CMDS: MODE Knob - Step Dow n	
	SimEWSModeOff	none	none	Alt	R	CMDS: MODE Knob - OFF	
	SimEWSModeStby	none	none	Ctrl	T	CMDS: MODE Knob - STBY	
	SimEWSModeMan	none	none	Alt	T	CMDS: MODE Knob - MAN	
	SimEWSModeSemi	none	none	Ctrl	Y	CMDS: MODE Knob - SEMI	
	SimEWSModeAuto	none	none	Alt	Y	CMDS: MODE Knob - AUTO	
	SimEWSModeByp	none	none	Ctrl	U	CMDS: MODE Knob - BYP	



All other variants



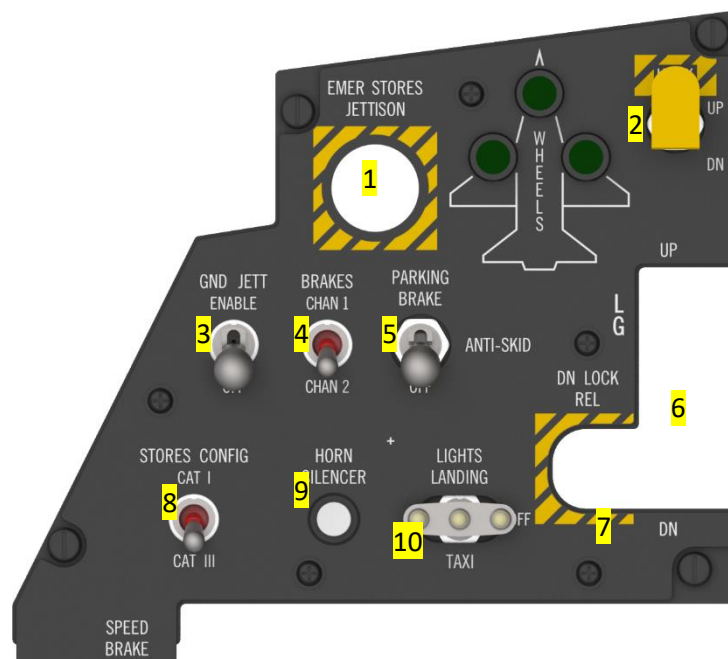
F16AM BAC | AM RJAF | AM RNLAF | AM RDAF |  
AM RNoAF





## 2.5.5 GEAR Panel


#	Callback	Default	Key File	Pitbuild.	Key File	Key File Description	#
1	<b>SimEmergencyJettison</b>	Ctrl	J	none	J	GEAR: EMER STORES JETTISON Button - Hold	1
2	SimHookToggle	Ctrl	K	none	none	GEAR: HOOK Sw itch - Toggle	2
	<b>Sim Hook Up</b>	none	none	Alt	U	GEAR: HOOK Sw itch - UP	
3	<b>Sim Hook Down</b>	none	none	Ctrl	I	GEAR: HOOK Sw itch - DN	3
	SimGndJettEnable	Alt	J	none	none	GEAR: GND JETT Sw itch - Toggle	
4	<b>Sim GndJettOn</b>	none	none	Alt	I	GEAR: GND JETT Sw itch - ENABLE	4
	<b>Sim GndJettOff</b>	none	none	Ctrl	O	GEAR: GND JETT Sw itch - OFF	
5	SimBrakeChannelToggle	Alt	B	none	none	GEAR: BRAKES - Toggle	5
	<b>Sim Brake ChannelUp</b>	none	none	Alt	O	GEAR: BRAKES - Channel 1	
	<b>Sim Brake ChannelDown</b>	none	none	Ctrl	P	GEAR: BRAKES - Channel 2	
6	SimParkingBrakeCycle	Alt	P	none	none	GEAR: PARKING BRAKE Sw itch - Cycle	6
	<b>Sim ParkingBrakeInc</b>	none	none	none	none	GEAR: PARKING BRAKE Sw itch - Step Up	
	<b>Sim ParkingBrakeDec</b>	none	none	none	none	GEAR: PARKING BRAKE Sw itch - Step Down	
	SimParkingBrakeUp	none	none	Alt	P	GEAR: PARKING BRAKE Sw itch - ON	
7	SimParkingBrakeMid	none	none	Ctrl	[	GEAR: PARKING BRAKE Sw itch - ANTI SKID	7
	SimParkingBrakeDown	none	none	Alt	[	GEAR: PARKING BRAKE Sw itch - OFF	
	AFGearToggle	none	G	none	none	GEAR: LG Handle - Toggle	
8	<b>AFGearUp</b>	none	none	Ctrl	J	GEAR: LG Handle - UP	8
	<b>AFGearDown</b>	none	none	Alt	J	GEAR: LG Handle - DN	
9	<b>AFEmergencyGearHandleUnlock</b>	Shft Alt	G	Shft Ctrl Alt	B	GEAR: DN LOCK REL - Push	9
10	SimCATSw itch	Shft	C	none	none	GEAR: STORES CONFIG Sw itch - Toggle	10
	<b>Sim CATI</b>	none	none	Ctrl	\	GEAR: STORES CONFIG Sw itch - CAT I	
	<b>Sim CATIII</b>	none	none	Alt	\	GEAR: STORES CONFIG Sw itch - CAT III	
10	<b>Sim SilenceHorn</b>	Ctrl	G	Ctrl	A	GEAR: HORN SILENCER Button - Push	10
	SimLandingLightCycle	Shft	L	none	none	GEAR: LIGHTS Sw itch - Cycle	
	<b>Sim LandingLightInc</b>	none	none	none	none	GEAR: LIGHTS Sw itch - Step Up	
	<b>Sim LandingLightDec</b>	none	none	none	none	GEAR: LIGHTS Sw itch - Step Down	
	SimLandingLightUp	none	none	Alt	A	GEAR: LIGHTS Sw itch - LANDING	
	SimLandingLightMid	none	none	Ctrl	S	GEAR: LIGHTS Sw itch - OFF	
SimLandingLightDown	none	none	Alt	S	GEAR: LIGHTS Sw itch - TAXI		





## 2.6 Front Console

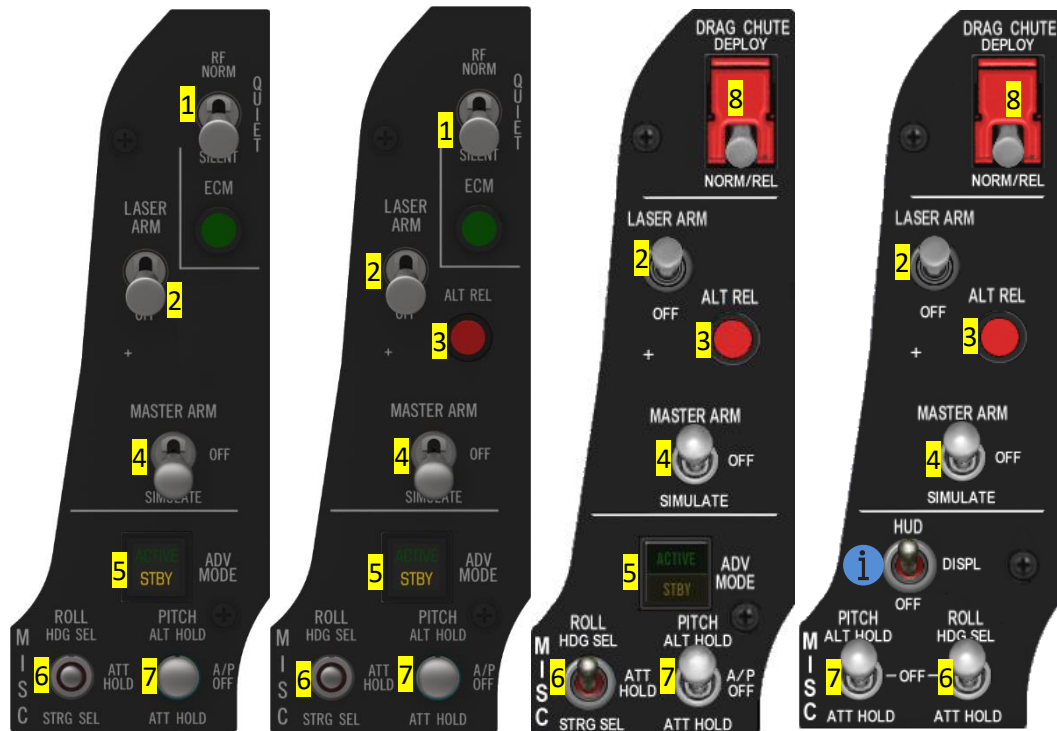
#	Section	Short form
1	4.01 MISC PANEL	MISC
2	4.02 LEFT EYEBROW	EYE
3	4.03 TWP	TWP
4	4.04 RWR	RWR
5	4.05 LEFT MFD	LMFD
6	4.06 ICP	ICP
7	4.07 MAIN INSTRUMENT	MAIN
7.1	_ Airspeed Indicator	MAIN
7.2	_ Altimeter	MAIN
7.3	_ ADI	MAIN
7.4	_ HSI	MAIN
8	4.08 INSTR MODE PANEL	INSTR
9	4.09 FUEL QTY PANEL	QTY
10	BACKUP ADI	
11	4.10 RIGHT MFD	RMFD





## 2.6.1 MISC Panel

#	Callback	Default Key File	Pitbuild. Key File	Key File Description	#	
1	SimRFSw itch	Ctrl	R	none	none	MISC: RF Sw itch - Cycle
	<b>Sim RFSwitchUp</b>	none	none	none	none	MISC: RF Sw itch - Step Up
	<b>Sim RFSwitchDown</b>	none	none	none	none	MISC: RF Sw itch - Step Down
	SimRFNorm	none	none	Ctrl	D	MISC: RF Sw itch - NORM
	SimRFQuiet	none	none	Alt	D	MISC: RF Sw itch - QUIET
	SimRFSilent	none	none	Ctrl	F	MISC: RF Sw itch - SILENT
2	SimLaserArmToggle	Ctrl	L	none	none	MISC: LASER Sw itch - Toggle
	<b>Sim Laser Arm On</b>	none	none	Alt	F	MISC: LASER Sw itch - ARM
	<b>Sim Laser Arm Off</b>	none	none	Ctrl	G	MISC: LASER Sw itch - OFF
3	<b>Sim Pickle</b>	none	none	none	'	MISC: ALT REL (Change Pickle @ Stick section)
4	SimStepMasterArm	Shft	M	none	none	MISC: MASTER ARM Sw itch - Cycle
	<b>Sim Master Arm Up</b>	none	none	none	none	MISC: MASTER ARM Sw itch - Step Up
	<b>Sim Master Arm Down</b>	none	none	none	none	MISC: MASTER ARM Sw itch - Step Down
	SimArmMasterArm	none	none	Alt	G	MISC: MASTER ARM Sw itch - ON
	SimSafeMasterArm	none	none	Ctrl	H	MISC: MASTER ARM Sw itch - OFF
	SimSimMasterArm	none	none	Alt	H	MISC: MASTER ARM Sw itch - SIM
5	<b>Sim Toggle TFR</b>	Ctrl	A	Ctrl	J	MISC: ADV MODE - Toggle TFR On / Off
6	SimLeftAPSw itch	Shft	A	none	none	MISC: ROLL Sw itch - Cycle
	<b>Sim Left APInc</b>	none	none	none	none	MISC: ROLL Sw itch - Step Up
	<b>Sim Left APDec</b>	none	none	none	none	MISC: ROLL Sw itch - Step Down
	SimLeftAPUp	none	none	Alt	J	MISC: ROLL Sw itch - HDG SEL
	SimLeftAPMid	none	none	Ctrl	K	MISC: ROLL Sw itch - ATT HOLD
	SimLeftAPDown	none	none	Alt	K	MISC: ROLL Sw itch - STRG SEL
7	SimRightAPSw itch	none	A	none	none	MISC: PITCH Sw itch - Cycle (also Combat AP)
	<b>Sim Right APInc</b>	none	none	none	none	MISC: PITCH Sw itch - Step Up
	<b>Sim Right APDec</b>	none	none	none	none	MISC: PITCH Sw itch - Step Down
	SimRightAPUp	none	none	Ctrl	L	MISC: PITCH Sw itch - ALT HOLD
	SimRightAPMid	none	none	Alt	L	MISC: PITCH Sw itch - A/P OFF
	SimRightAPDown	none	none	Ctrl	;	MISC: PITCH Sw itch - ATT HOLD
8	<b>AFDragChute</b>	Shft	D	none	none	CKPIT: Drag Chute Deploy



**i** See [2.4.10 - AVTR Panel - AVTR Switch](#) for callbacks, keystrokes and description.

F16B-15 | B-15 IAF | D-52+ RSAF  
| DG-30 IAF | DG-40 IAF | DM-40  
| DM-52 | I-52+ | I-52+ CFT

All other versions

F-16C-52+ CFT

F16AM BAC | AM RJAF  
| AM RNIAF | AM RDAF  
| AM RNOAF



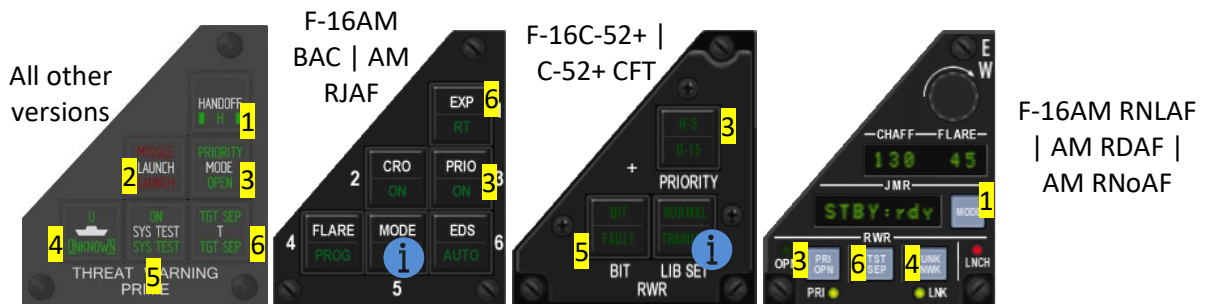
## 2.6.2 LEFT EYEBROW Buttons

#	Callback	Default Key File	Pitbuild. Key File	Key File Description	#	
1	ExtinguishMasterCaution	none	Return	Alt ;	EYE: MASTER CAUTION Button - Push	1
2	SimICPFack	none	Backspace	Ctrl `	EYE: F ACK Button - Push	2



## 2.6.3 THREAT WARNING PRIME / RWR / 5 / EW Panel

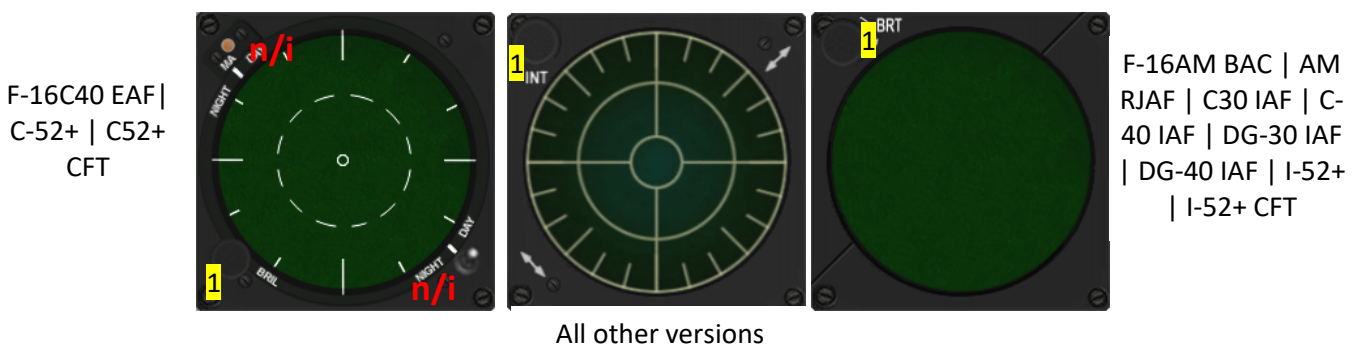
#	Callback	Default Key File	Pitbuild. Key File	Key File Description	#	
1	SimRWRHandoff	Alt	Num 9	none H	TWP: HANDOFF - Push	1
2	SimRWRLaunch	Alt	Num 5	Ctrl Space	TWP: MISSILE LAUNCH - Push	2
3	SimRWRSetPriority	Alt	Num 6	Alt Space	TWP: PRIORITY MODE - Toggle	3
4	SimRWRSetUnknowns	Alt	Num 1	Ctrl Z	TWP: UNKNOWN - Toggle	4
5	SimRWRSysTest	Alt	Num 2	Alt Z	TWP: SYS TEST - Push	5
6	SimRWRSetTargetSep	Alt	Num 3	Ctrl X	TWP: TGT SEP - Push	6



**i** See [2.5.3 - Threat Warning Aux Panel](#) – [Set Search Button](#) for callback, keystroke and description.

## 2.6.4 RWR


#	Callback	Default Key File	Pitbuild. Key File	Key File Description	#	
1	SimRWRBrightnessUp	Alt	Num +	Alt X	RWR: Brightness Knob - Increase	1
	SimRWRBrightnessDown	Alt	Num -	Ctrl C	RWR: Brightness Knob - Decrease	





## 2.6.5 Left MFD

#	Callback	Default Key File	Pitbuild. Key File	Key File Description	#
1	Sim CBEOSB_1L	Ctrl Alt 1	Ctrl 1	LMFD: OSB-1 Button - Push	1
2	Sim CBEOSB_2L	Ctrl Alt 2	Ctrl 2	LMFD: OSB-2 Button - Push	2
3	Sim CBEOSB_3L	Ctrl Alt 3	Ctrl 3	LMFD: OSB-3 Button - Push	3
4	Sim CBEOSB_4L	Ctrl Alt 4	Ctrl 4	LMFD: OSB-4 Button - Push	4
5	Sim CBEOSB_5L	Ctrl Alt 5	Ctrl 5	LMFD: OSB-5 Button - Push	5
6	Sim CBEOSB_6L	Ctrl Alt 6	Ctrl 6	LMFD: OSB-6 Button - Push	6
7	Sim CBEOSB_7L	Ctrl Alt 7	Ctrl 7	LMFD: OSB-7 Button - Push	7
8	Sim CBEOSB_8L	Ctrl Alt 8	Ctrl 8	LMFD: OSB-8 Button - Push	8
9	Sim CBEOSB_9L	Ctrl Alt 9	Ctrl 9	LMFD: OSB-9 Button - Push	9
10	Sim CBEOSB_10L	Ctrl Alt 0	Ctrl 0	LMFD: OSB-10 Button - Push	10
11	Sim CBEOSB_11L	Ctrl Alt Num 1	Ctrl Num 1	LMFD: OSB-11 Button - Push	11
12	Sim CBEOSB_12L	Ctrl Alt Num 2	Ctrl Num 2	LMFD: OSB-12 Button - Push	12
13	Sim CBEOSB_13L	Ctrl Alt Num 3	Ctrl Num 3	LMFD: OSB-13 Button - Push	13
14	Sim CBEOSB_14L	Ctrl Alt Num 4	Ctrl Num 4	LMFD: OSB-14 Button - Push	14
15	Sim CBEOSB_15L	Ctrl Alt Num 5	Ctrl Num 5	LMFD: OSB-15 Button - Push	15
16	Sim CBEOSB_16L	Ctrl Alt Num 6	Ctrl Num 6	LMFD: OSB-16 Button - Push	16
17	Sim CBEOSB_17L	Ctrl Alt Num 7	Ctrl Num 7	LMFD: OSB-17 Button - Push	17
18	Sim CBEOSB_18L	Ctrl Alt Num 8	Ctrl Num 8	LMFD: OSB-18 Button - Push	18
19	Sim CBEOSB_19L	Ctrl Alt Num 9	Ctrl Num 9	LMFD: OSB-19 Button - Push	19
20	Sim CBEOSB_20L	Ctrl Alt Num 0	Ctrl Num 0	LMFD: OSB-20 Button - Push	20
21	Sim CBEOSB_BRTUP_L	Ctrl Alt =	Ctrl =	LMFD: BRT Button - Increase Brightness	21
	Sim CBEOSB_BRTDOWN_L	Ctrl Alt -	Ctrl -	LMFD: BRT Button - Decrease Brightness	
22	Sim Radar GainUp	Shft Alt `	Ctrl `	LMFD: GAIN Button - Increase Sensor Gain	22
	Sim Radar GainDown	Ctrl Alt `	Alt `	LMFD: GAIN Button - Decrease Sensor Gain	



## 2.6.6 ICP

#	Callback	Default	Key File	Pitbuild.	Key File	Key File Description	#
1	SimICPCom 1	none	F1	Shft	F1	ICP: COM1 Button - Push	1
2	SimICPCom 2	none	F2	Shft	F2	ICP: COM2 Button - Push	2
3	SimICPIFF	none	F3	Shft	F3	ICP: IFF Button - Push	3
4	SimICPLIST	none	F4	Shft	F4	ICP: LIST Button - Push	4
5	SimICPAA	none	F5	Shft	F5	ICP: A-A Button - Push	5
6	SimICPAG	none	F6	Shft	F6	ICP: A-G Button - Push	6
7	SimICPTILS	none	Num 1	Shft	Num 1	ICP: 1-ILS Button - Push	7
8	SimICPALOW	none	Num 2	Shft	Num 2	ICP: 2-ALOW Button - Push	8
9	SimICPTHREE	none	Num 3	Shft	Num 3	ICP: 3 Button - Push	9
10	SimICPStpt	none	Num 4	Shft	Num 4	ICP: 4-STPT Button - Push	10
11	SimICPCrus	none	Num 5	Shft	Num 5	ICP: 5-CRUS Button - Push	11
12	SimICPSIX	none	Num 6	Shft	Num 6	ICP: 6-TIME Button - Push	12
13	SimICPMark	none	Num 7	Shft	Num 7	ICP: 7-MARK Button - Push	13
14	SimICPEIGHT	none	Num 8	Shft	Num 8	ICP: 8-FIX Button - Push	14
15	SimICPNINE	none	Num 9	Shft	Num 9	ICP: 9-A-CAL Button - Push	15
16	SimICPZERO	none	Num 0	Shft	Num 0	ICP: 0-M-SEL Button - Push	16
17	SimICPCLEAR	none	Num .	Shft	Num .	ICP: RCL Button - Push	17
18	SimICPEnter	none	Num Enter	Shft	Num Enter	ICP: ENTER Button - Push	18
19	SimICPNext	none	Num +	Shft	Num +	ICP: NEXT Button - Push	19
	SimICPPrevious	none	Num -	Shft	Num -	ICP: PREVIOUS Button - Push	
20	SimICPDEDUP	none	▲	Shft	▲	ICP: DCS UP - Push	20
	SimICPDEDDOWN	none	▼	Shft	▼	ICP: DCS DOWN - Push	
	SimICPDEDESEQ	none	▶	Shft	▶	ICP: DCS SEQ (Right) - Push	
	SimICPResetDED	none	◀	Shft	◀	ICP: DCS RTN (Left) - Push	
21	SimDriftCO	none	Num /	none	none	ICP: DRIFT C/O Sw itch - Tog. ON/NORM!	21
	Sim DriftCOOn	none	none	Shft	Backspace	ICP: DRIFT C/O Sw itch - ON	
	Sim DriftCOOff	none	none	Shft	\	ICP: DRIFT C/O Sw itch - NORM	
	Sim WarnReset	Shft	Return	Shft	Return	ICP: DRIFT C/O Sw itch - WARN RESET	
22	Sim SetWX	Shft	Num /	Shft	Num /	ICP: FLIR - WX Mode	22
23	Sim Flir LevelUp	Shft	Page Up	Shft	Insert	ICP: FLIR Rocker - Level Up	23
	Sim Flir LevelDown	Shft	Insert	Shft	Delete	ICP: FLIR Rocker - Level Down	
24	Sim Sym WheelUp	Shft Ctrl	Num +	Shft	F	ICP: SYM Wheel - Increase HUD Brightness	24
	Sim Sym WheelDn	Shft Ctrl	Num -	Shft	G	ICP: SYM Wheel - Decrease HUD Brightness	
	SimHUDPow er	Shft Ctrl	Num Enter	none	none	ICP: SYM Wheel - HUD Pow er - Toggle	
	SimHUDOn	none	none	Shft	H	ICP: SYM Wheel - HUD Pow er - On	
	SimHUDOff	none	none	Shft	J	ICP: SYM Wheel - HUD Pow er - OFF	
25	Sim BrtWheelUp	Shft Alt	Num +	Shft	K	ICP: BRT Wheel - Increase FLIR Intensity	25
	Sim BrtWheelDn	Shft Alt	Num -	Shft	L	ICP: BRT Wheel - Decrease FLIR Intensity	
26	Sim RetUp	Ctrl Alt	Num +	Shft	Home	ICP: DEPR RET Wheel - Step Up	26
	Sim RetDn	Ctrl Alt	Num -	Shft	End	ICP: DEPR RET Wheel - Step Down	



*Note: There are actually different kind of HUD versions. However, they function all the same.*



## 2.6.7 Main Instruments

### 2.6.7.1 Airspeed Indicator

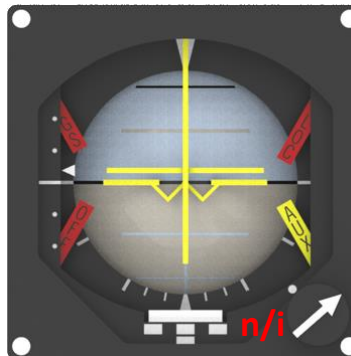


### 2.6.7.2 Altimeter

#	Callback	Default Key File	Pitbuild. Key File	Key File Description	#
1	<b>SimAltPressInc</b>	Shft Ctrl	Ctrl	Page Dn	MAIN: Altimeter Pressure Knob - Incr. (5°)
	<b>SimAltPressDec</b>	Shft Ctrl	Alt	Page Dn	MAIN: Altimeter Pressure Knob - Decr. (5°)
	SimAltPressIncBy1	Shft Alt	Ctrl	▲	MAIN: Altimeter Pressure Knob - Incr. (1°)
	SimAltPressDecBy1	Shft Alt	Alt	▲	MAIN: Altimeter Pressure Knob - Decr. (1°)



### 2.6.7.3 ADI






### 2.6.7.4 HSI

#	Callback	Default Key File	Pitbuild. Key File	Key File Description	#
1	<b>Sim HsiHeadingInc</b>	none	Ctrl	Insert	MAIN: HSI HDG Knob - Increase (5°)
	<b>Sim HsiHeadingDec</b>	none	Alt	Insert	MAIN: HSI HDG Knob - Decrease (5°)
	SimHsiHdgIncBy1	Shft	Ctrl	Home	MAIN: HSI HDG Knob - Increase (1°)
	SimHsiHdgDecBy1	Shft	Alt	Home	MAIN: HSI HDG Knob - Decrease (1°)
2	<b>Sim HsiCourseInc</b>	Ctrl	Ctrl	Page Up	MAIN: HSI CRS Knob - Increase (5°)
	<b>Sim HsiCourseDec</b>	Ctrl	Alt	Page Up	MAIN: HSI CRS Knob - Decrease (5°)
	SimHsiCrsIncBy1	Alt	Ctrl	Delete	MAIN: HSI CRS Knob - Increase (1°)
	SimHsiCrsDecBy1	Alt	Alt	Delete	MAIN: HSI CRS Knob - Decrease (1°)
3	<b>Sim StepHSIMode</b>	none	none	none	INSTR: MODE Knob - Cycle



### 2.6.8 INSTR MODE Panel

#	Callback	Default Key File	Pitbuild. Key File	Key File Description	#	
1	<b>Sim StepHSIMode</b>	none	none	none	INSTR: MODE Knob - Cycle	
	<b>Sim HSIModeInc</b>	none	none	none	INSTR: MODE Knob - Step Up	
	<b>Sim HSIModeDec</b>	none	none	none	INSTR: MODE Knob - Step Down	
	SimHSIlsTcn	none	none	Alt	C	INSTR: MODE Knob - ILS/TCN
	SimHSITcn	none	none	Ctrl	V	INSTR: MODE Knob - TCN
	SimHSINav	none	none	Alt	V	INSTR: MODE Knob - NAV
	SimHSIlsNav	none	none	Ctrl	B	INSTR: MODE Knob - ILS/NAV



All other versions

Blank:


F-16AM BAC | AM RJAF | AM RNLAF | AM RDAF |  
AM RNofAF | CM-40 | CM-42 | CM-50 | CM-52 |  
CM-52 TB | C-52 ROKAF | D-52+ RSAF | DM-40 |  
DM-52 | I-52+ | I-52+ CFT





## 2.6.9 FUEL QTY SEL Panel

#	Callback	Default Key File	Pitbuild. Key File	Key File Description	#	
1	<b>SimIncFuelSwitch</b>	Shft	Q	none	none	QTY: FUEL QTY SEL Knob - Step Up
	<b>SimDecFuelSwitch</b>	Ctrl	Q	none	none	QTY: FUEL QTY SEL Knob - Step Down
	SimFuelSwitchTest	none	none	Ctrl	M	QTY: FUEL QTY SEL Knob - TEST
	SimFuelSwitchNorm	none	none	Alt	M	QTY: FUEL QTY SEL Knob - NORM
	SimFuelSwitchResv	none	none	Ctrl	,	QTY: FUEL QTY SEL Knob - RSVR
	SimFuelSwitchWingInt	none	none	Alt	,	QTY: FUEL QTY SEL Knob - INT WING
	SimFuelSwitchWingExt	none	none	Ctrl	.	QTY: FUEL QTY SEL Knob - EXT WING
SimFuelSwitchCenterExt	none	none	Alt	.	QTY: FUEL QTY SEL Knob - EXT CTR	
2	SimExtFuelTrans	Shft	F	none	none	QTY: EXT FUEL TRANS Switch - Toggle
	<b>SimFuelTransNorm</b>	none	none	Ctrl	/	QTY: EXT FUEL TRANS Switch - NORM
	<b>SimFuelTransWing</b>	none	none	Alt	/	QTY: EXT FUEL TRANS Switch - WING FIRST




## 2.6.10 Backup ADI





## 2.6.11 Right MFD

#	Callback	Default Key File	Pitbuild. Key File	Key File Description	#
1	Sim CBEOSB_1R	Shft Alt 1	Alt 1	RMFD: OSB-1 Button - Push	1
2	Sim CBEOSB_2R	Shft Alt 2	Alt 2	RMFD: OSB-2 Button - Push	2
3	Sim CBEOSB_3R	Shft Alt 3	Alt 3	RMFD: OSB-3 Button - Push	3
4	Sim CBEOSB_4R	Shft Alt 4	Alt 4	RMFD: OSB-4 Button - Push	4
5	Sim CBEOSB_5R	Shft Alt 5	Alt 5	RMFD: OSB-5 Button - Push	5
6	Sim CBEOSB_6R	Shft Alt 6	Alt 6	RMFD: OSB-6 Button - Push	6
7	Sim CBEOSB_7R	Shft Alt 7	Alt 7	RMFD: OSB-7 Button - Push	7
8	Sim CBEOSB_8R	Shft Alt 8	Alt 8	RMFD: OSB-8 Button - Push	8
9	Sim CBEOSB_9R	Shft Alt 9	Alt 9	RMFD: OSB-9 Button - Push	9
10	Sim CBEOSB_10R	Shft Alt 0	Alt 0	RMFD: OSB-10 Button - Push	10
11	Sim CBEOSB_11R	Shft Alt Num 1	Alt Num 1	RMFD: OSB-11 Button - Push	11
12	Sim CBEOSB_12R	Shft Alt Num 2	Alt Num 2	RMFD: OSB-12 Button - Push	12
13	Sim CBEOSB_13R	Shft Alt Num 3	Alt Num 3	RMFD: OSB-13 Button - Push	13
14	Sim CBEOSB_14R	Shft Alt Num 4	Alt Num 4	RMFD: OSB-14 Button - Push	14
15	Sim CBEOSB_15R	Shft Alt Num 5	Alt Num 5	RMFD: OSB-15 Button - Push	15
16	Sim CBEOSB_16R	Shft Alt Num 6	Alt Num 6	RMFD: OSB-16 Button - Push	16
17	Sim CBEOSB_17R	Shft Alt Num 7	Alt Num 7	RMFD: OSB-17 Button - Push	17
18	Sim CBEOSB_18R	Shft Alt Num 8	Alt Num 8	RMFD: OSB-18 Button - Push	18
19	Sim CBEOSB_19R	Shft Alt Num 9	Alt Num 9	RMFD: OSB-19 Button - Push	19
20	Sim CBEOSB_20R	Shft Alt Num 0	Alt Num 0	RMFD: OSB-20 Button - Push	20
21	Sim CBEOSB_BRTUP_R	Shft Alt =	Alt =	RMFD: BRT Button - Increase Brightness	21
	Sim CBEOSB_BRTDOWN_R	Shft Alt -	Alt -	RMFD: BRT Button - Decrease Brightness	
22	Sim Radar GainUp	Shft Alt `	Ctrl `	LMFD: GAIN Button - Increase Sensor Gain	22
	Sim Radar GainDown	Ctrl Alt `	Alt `	LMFD: GAIN Button - Decrease Sensor Gain	





## 2.7 Right Aux Console

#	Section in Key Files	Short form
1	Analog Clock	




### 2.7.1 Analog Clock (n/i)



## 2.8 Right Console

#	Section	Short form
1	5.01 SNSR PWR PANEL	SNSR
2	5.03 NUCLEAR CONSENT PANEL (n/i)	NUC
3	5.02 HUD	HUD
4	5.04 LIGHTING PANEL	LIGHT
5	5.05 AIR COND PANEL	AIR
6	5.06 ZEROIZE PANEL	ZERO
7	5.07 KY58 PANEL (n/i)	KY58
8	5.08 ANTI ICE / ANT SEL PANEL	ANT
9	5.09 AVIONICS POWER PANEL	AVIONICS
10	5.10 OXYGEN PANEL	OXY





## 2.8.1 SNSR POWER Panel

#	Callback	Default Key File	Default Key File	Pitbuild. Key File	Pitbuild. Key File	Key File Description	#
1	SimLeftHptPower	Shft Ctrl	X	none	none	SNSR: LEFT HDPT Sw itch - Toggle	1
	SimLeftHptOn	none	none	Shft Ctrl Alt	.	SNSR: LEFT HDPT Sw itch - ON	
	SimLeftHptOff	none	none	Shft Ctrl	/	SNSR: LEFT HDPT Sw itch - OFF	
2	SimRightHptPower	Shft Ctrl	Z	none	none	SNSR: RIGHT HDPT Sw itch - Toggle	2
	SimRightHptOn	none	none	Shft Alt	/	SNSR: RIGHT HDPT Sw itch - ON	
	SimRightHptOff	none	none	Ctrl Alt	/	SNSR: RIGHT HDPT Sw itch - OFF	
3	SimFCRPower	Shft Ctrl	C	none	none	SNSR: FCR Sw itch - Toggle	3
	SimFCROn	none	none	Shft Ctrl Alt	/	SNSR: FCR Sw itch - ON	
	SimFCROff	none	none	Shft Ctrl	Space	SNSR: FCR Sw itch - OFF	
4	SimRALToUp	Shft Ctrl	B	none	none	SNSR: RDR ALT Sw itch - Step Up	4
	SimRALToDown	Shft Ctrl	V	none	none	SNSR: RDR ALT Sw itch - Step Down	
	SimRALTON	none	none	Shft Alt	Space	SNSR: RDR ALT Sw itch - ON	
	SimRALToSTDBY	none	none	Ctrl Alt	Space	SNSR: RDR ALT Sw itch - STDBY	
	SimRALToOFF	none	none	Shft Ctrl Alt	Space	SNSR: RDR ALT Sw itch - OFF	



## 2.8.2 NUCLEAR CONSENT Panel (n/i)






## 2.8.3 HUD Panel

#	Callback	Default	Key File	Pitbuild.	Key File	Key File Description	#
1	SimHUDScales	none	H	none	none	HUD: Scales Sw itch - Cycle	1
	<b>SimHUDScalesUp</b>	none	none	none	none	HUD: Scales Sw itch - Step Up	
	<b>SimHUDScalesDown</b>	none	none	none	none	HUD: Scales Sw itch - Step Down	
	SimScalesVVVAH	none	none	Shft Ctrl	Insert	HUD: Scales Sw itch - VV/VAH	
	SimScalesVAH	none	none	Shft Alt	Insert	HUD: Scales Sw itch - VAH	
	SimScalesOff	none	none	Ctrl Alt	Insert	HUD: Scales Sw itch - OFF	
2	SimHUDFPM	Shft Ctrl	M	none	none	HUD: FPM Sw itch - Cycle	2
	<b>SimPitchLadderUp</b>	none	none	none	none	HUD: FPM Sw itch - Step Up	
	<b>SimPitchLadderDown</b>	none	none	none	none	HUD: FPM Sw itch - Step Down	
	SimPitchLadderATT/FPM	none	none	Shft Ctrl Alt	Insert	HUD: FPM Sw itch - ATT/FPM	
	SimPitchLadderFPM	none	none	Shft Ctrl	Home	HUD: FPM Sw itch - FPM	
	SimPitchLadderOff	none	none	Shft Alt	Home	HUD: FPM Sw itch - OFF	
3	SimHUDED	Shft	H	none	none	HUD: DED Data Sw itch - Cycle	3
	<b>SimHUDEDUp</b>	none	none	none	none	HUD: DED Data Sw itch - Step Up	
	<b>SimHUDEDDown</b>	none	none	none	none	HUD: DED Data Sw itch - Step Dn	
	SimHUDEDDED	none	none	Ctrl Alt	Home	HUD: DED Data Sw itch - DED	
	SimHUDEDPFL	none	none	Shft Ctrl Alt	Home	HUD: DED Data Sw itch - PFL	
	SimHUDEDOff	none	none	Shft Ctrl	Page Up	HUD: DED Data Sw itch - OFF	
4	SimReticleSw itch	Shft Ctrl	,	none	none	HUD: DEPR RET Sw itch - Cycle	4
	<b>Sim Reticle Sw itchUp</b>	none	none	none	none	HUD: DEPR RET Sw itch - Step Up	
	<b>Sim Reticle Sw itchDown</b>	none	none	none	none	HUD: DEPR RET Sw itch - Step Down	
	SimReticleStby	none	none	Shft Alt	Page Up	HUD: DEPR RET Sw itch - STBY	
	SimReticlePri	none	none	Ctrl Alt	Page Up	HUD: DEPR RET Sw itch - PRI	
	SimReticleOff	none	none	Shft Ctrl Alt	Page Up	HUD: DEPR RET Sw itch - OFF	
5	SimHUDVelocity	Ctrl	H	none	none	HUD: Velocity Sw itch - Cycle	5
	<b>Sim HUDVelocityUp</b>	none	none	none	none	HUD: Velocity Sw itch - Step Up	
	<b>Sim HUDVelocityDown</b>	none	none	none	none	HUD: Velocity Sw itch - Step Dn	
	SimHUDVelocityCAS	none	none	Shft Ctrl	Delete	HUD: Velocity Sw itch - CAS	
	SimHUDVelocityTAS	none	none	Shft Alt	Delete	HUD: Velocity Sw itch - TAS	
	SimHUDVelocityGND	none	none	Shft Ctrl Alt	Delete	HUD: Velocity Sw itch - GND SPD	
6	SimHUDRadar	Shft Ctrl	.	none	none	HUD: Altitude Sw itch - Cycle	6
	<b>SimHUDAltUp</b>	none	none	none	none	HUD: Altitude Sw itch - Step Up	
	<b>SimHUDAltDown</b>	none	none	none	none	HUD: Altitude Sw itch - Step Dn	
	SimHUDAltRadar	none	none	Shft Ctrl	End	HUD: Altitude Sw itch - RADAR	
	SimHUDAltBaro	none	none	Shft Alt	End	HUD: Altitude Sw itch - BARO	
	SimHUDAltAuto	none	none	Ctrl Alt	End	HUD: Altitude Sw itch - AUTO	
7	SimHUDBrightness	Shft Ctrl	/	none	none	HUD: Brightness Sw itch - Cycle	7
	<b>Sim HUDBrightnessUp</b>	none	none	none	none	HUD: Brightness Sw itch - Step Up	
	<b>Sim HUDBrightnessDown</b>	none	none	none	none	HUD: Brightness Sw itch - Step Dn	
	SimHUDBrDay	none	none	Shft Ctrl Alt	End	HUD: Brightness Sw itch - DAY	
	SimHUDBrAuto	none	none	Shft Ctrl	Page Dn	HUD: Brightness Sw itch - AUTO BRT	
	SimHUDBrNight	none	none	Shft Alt	Page Dn	HUD: Brightness Sw itch - NIGHT	




## 2.8.4 LIGHTNING Panel

#	Callback	Default Key File	Pitbuild. Key File	Key File Description	#	
1	SimInstrumentLight	Shft Alt	X	none	none	LIGHT: INST PNL Knob (Primary) - Cycle
	SimInstrumentLightCW	none	none	Shft Ctrl	▼	LIGHT: INST PNL Knob (Primary) - Step Up
	SimInstrumentLightCCW	none	none	Shft Alt	▼	LIGHT: INST PNL Knob (Primary) - Step Down
2	SimDedBrightness	Shft Alt	Z	none	none	LIGHT: DED Knob (Primary) - Cycle
	SimDedBrightnessCW	none	none	Ctrl Alt	▼	LIGHT: DED Knob (Primary) - Step Up
	SimDedBrightnessCCW	none	none	Shft Ctrl Alt	▼	LIGHT: DED Knob (Primary) - Step Down
3	SimInteriorLight	Shft Alt	C	none	none	LIGHT: CONSOLES Knob (Flood) - Cycle
	SimInteriorLightCW	none	none	Shft Ctrl	▶	LIGHT: CONSOLES Knob (Flood) - Step Up
	SimInteriorLightCCW	none	none	Shft Alt	▶	LIGHT: CONSOLES Knob (Flood) - Step Down




All other versions



F16AM BAC | AM RJAF | AM RNLAF | AM RDAF | AM RNOAF

## 2.8.5 AIR COND Panel



#	Callback	Default Key File	Pitbuild. Key File	Key File Description	#	
1	SimIncAirSource	Shft Alt	.	none	none	AIR: AIR SOURCE Knob - Step Up
	SimDecAirSource	Shft Alt	,	none	none	AIR: AIR SOURCE Knob - Step Down
	SimAirSourceOff	none	none	Shft Ctrl Alt	Num /	AIR: AIR SOURCE Knob - OFF
	SimAirSourceNorm	none	none	Shft Ctrl	Num *	AIR: AIR SOURCE Knob - NORM
	SimAirSourceDump	none	none	Shft Alt	Num *	AIR: AIR SOURCE Knob - DUMP
	SimAirSourceRam	none	none	Ctrl Alt	Num *	AIR: AIR SOURCE Knob - RAM





### 2.8.6 ZEROIZE Panel

#	Callback	Default	Key File	Pitbuild.	Key File	Key File Description	#
1	SimInhibitVMS	Ctrl	V	none	none	ZERO: VMS Sw itch - Toggle	1
	<b>SimVMSON</b>	none	none	Ctrl Alt	Num -	ZERO: VMS Sw itch - ON	
	<b>SimVMSOff</b>	none	none	Shft Ctrl Alt	Num -	ZERO: VMS Sw itch - INHIBIT	



### 2.8.7 KY58 Panel (n/i)



### 2.8.8 ANTI ICE Panel

#	Callback	Default	Key File	Pitbuild.	Key File	Key File Description	#
1	SimAntilceCycle	Shft	N	none	none	ICE: ENGINE Sw itch - Cycle	1
	<b>SimAntilceInc</b>	none	none	none	none	ICE: ENGINE Sw itch - Step up	
	<b>SimAntilceDec</b>	none	none	none	none	ICE: ENGINE Sw itch - Step Dow n	
	SimAntilceUp	none	none	Shft Ctrl Alt	Num +	ICE: ENGINE Sw itch - ON	
	SimAntilceMid	none	none	Shft Ctrl	Num 4	ICE: ENGINE Sw itch - AUTO	
	SimAntilceDow n	none	none	Shft Alt	Num 4	ICE: ENGINE Sw itch - OFF	
2	SimAntennaSelectCycle	Ctrl	N	none	none	ANT: IFF UHF Sw itch - Cycle	2
	<b>SimAntennaSelectInc</b>	none	none	none	none	ANT: IFF UHF Sw itch - Step Up	
	<b>SimAntennaSelectDec</b>	none	none	none	none	ANT: IFF UHF Sw itch - Step Dow n	
	SimAntennaSelectUp	none	none	Ctrl Alt	Num 4	ANT: IFF UHF Sw itch - UPPER	
	SimAntennaSelectMid	none	none	Shft Ctrl Alt	Num 4	ANT: IFF UHF Sw itch - NORM	
	SimAntennaSelectDow n	none	none	Shft Ctrl	Num 5	ANT: IFF UHF Sw itch - LOWER	









## 2.8.9 AVIONICS POWER Panel


#	Callback	Default	Key File	Pitbuild.	Key File	Key File Description	#
1	SimINSInc	Ctrl Alt	X	none	none	AVIONICS: INS Knob - Step Up	1
	SimINSDec	Ctrl Alt	Z	none	none	AVIONICS: INS Knob - Step Down	
	SimINSOff	none	none	Shft Ctrl	Num 6	AVIONICS: INS Knob - OFF	
	SimINSNorm	none	none	Ctrl Alt	Num 6	AVIONICS: INS Knob - NORM	
	SimINSNav	none	none	Shft Ctrl Alt	Num 6	AVIONICS: INS Knob - NAV	
	SimINSInFlt	none	none	Shft Alt	Num 1	AVIONICS: INS Knob - IN FLT ALIGN	
2	SimFCCPower	Ctrl Alt	C	none	none	AVIONICS: FCC Sw itch - Toggle	2
	SimFCCOn	none	none	Shft Ctrl Alt	Num 1	AVIONICS: FCC Sw itch - ON	
	SimFCCOff	none	none	Shft Ctrl	Num 2	AVIONICS: FCC Sw itch - OFF	
3	SimSMSPower	Ctrl Alt	V	none	none	AVIONICS: SMS Sw itch - Toggle	3
	SimSMSOn	none	none	Shft Alt	Num 2	AVIONICS: SMS Sw itch - ON	
	SimSMSOff	none	none	Ctrl Alt	Num 2	AVIONICS: SMS Sw itch - OFF	
4	SimMFDPower	Ctrl Alt	B	none	none	AVIONICS: MFD Sw itch - Toggle	4
	SimMFDOn	none	none	Shft Ctrl Alt	Num 2	AVIONICS: MFD Sw itch - ON	
	SimMFDOff	none	none	Shft Ctrl	Num 3	AVIONICS: MFD Sw itch - OFF	
5	SimUFCPower	Ctrl Alt	N	none	none	AVIONICS: UFC Sw itch - Toggle	5
	SimUFCOn	none	none	Shft Alt	Num 3	AVIONICS: UFC Sw itch - ON	
	SimUFCOff	none	none	Ctrl Alt	Num 3	AVIONICS: UFC Sw itch - OFF	
6	SimGPSPower	Ctrl Alt	M	none	none	AVIONICS: GPS Sw itch - Toggle	6
	SimGPSOn	none	none	Shft Ctrl Alt	Num 3	AVIONICS: GPS Sw itch - ON	
	SimGPSOff	none	none	Shft Ctrl	Num Enter	AVIONICS: GPS Sw itch - OFF	
7	SimDLPower	Ctrl Alt	,	none	none	AVIONICS: DL Sw itch - Toggle	7
	SimDLOn	none	none	Shft Alt	Num Enter	AVIONICS: DL Sw itch - ON	
	SimDLOff	none	none	Ctrl Alt	Num Enter	AVIONICS: DL Sw itch - OFF	
8	SimMAPPower	Ctrl Alt	.	none	none	AVIONICS: MAP Sw itch - Toggle	8
	SimMAPOn	none	none	none	none	AVIONICS: MAP Sw itch - ON	
	SimMAPOff	none	none	none	none	AVIONICS: MAP Sw itch - OFF	




F-16C-52+



All other versions



F-16CM-40 | CM-42 | CM-50 | CM-52 | CM TB | C ROKAF | D-52+ RSAF | DM-40 | DM-52 | C52+ CFT

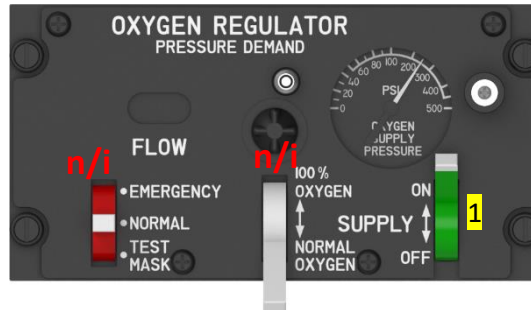


F16AM BAC | AM RJAF | AM RNLAf | AM RDAF | AM RNoAF



## 2.8.10 OXYGEN REGULATOR Panel

#	Callback	Default Key File	Key File	Pitbuild. Key File	Key File Description	#
1	SimOxySupplyToggle	Shft	O	none	none	OXY: Setting 2 - Toggle (Pilot breathing)
	<b>SimOxySupplyOn</b>	none	none	Shft Alt	Num .	OXY: Setting 2 - ON (Pilot breathing)
	<b>SimOxySupplyOff</b>	none	none	Shft Ctrl Alt	Num .	OXY: Setting 2 - OFF (Pilot breathing)





## 2.9 Other Cockpit related Callbacks

### 2.9.1 Other Cockpit Callbacks

Callback	Default Key File		Pitbuild. Key File		Key File Description
ToggleNVGMode	none	N	none	none	CKPIT: Nightvision - Toggle
SimNVGModeOn	none	none	none	none	CKPIT: Nightvision - On
SimNVGModeOff	none	none	none	none	CKPIT: Nightvision - Off
SimVisorToggle	Alt	V	none	none	CKPIT: Visor - Toggle
ToggleSmoke	Ctrl	S	none	none	CKPIT: Smoke - Toggle
SimSmokeOn	none	none	none	none	CKPIT: Smoke - On
SimSmokeOff	none	none	none	none	CKPIT: Smoke - Off
OTWStepHudColor	Alt	H	none	none	CKPIT: HUD Color - Cycle
SimSpotLight	Shft	S	none	none	CKPIT: Spotlight - Toggle
SimRightKneePadInc	Ctrl	Page Up	none	none	CKPIT: Right Kneeboard - Inc
SimRightKneePadDec	none	none	none	none	CKPIT: Right Kneeboard - Dec
SimLeftKneePadInc	Ctrl	Insert	none	none	CKPIT: Left Kneeboard - Inc
SimLeftKneePadDec	none	none	none	none	CKPIT: Left Kneeboard - Dec
AFDragChute	Shft	D	none	none	CKPIT: Drag Chute Deploy
AFResetTrim	Alt	F1	none	none	CKPIT: Trim-Reset (Change here)
SimFuelDump	Alt	D	none	none	CKPIT: Dump Fuel
SimDropChaff	Ctrl	,	none	none	CKPIT: Drop Chaff (non EWS AC)
SimDropFlare	Ctrl	.	none	none	CKPIT: Drop Flare (non EWS AC)
AFTriggerCatapult	Shft	K	none	none	CKPIT: NAVOPS - Release Catapult Trigger
AFFullFlap	Ctrl	F10	none	none	CKPIT: FLAPS - Set To Full
AFNoFlap	Ctrl	F9	none	none	CKPIT: FLAPS - Set To Null
AFIncFlap	Ctrl	F12	none	none	CKPIT: FLAPS - Increase
AFDecFlap	Ctrl	F11	none	none	CKPIT: FLAPS - Decrease
AFFullLEF	Alt	F10	none	none	CKPIT: LEFS - Set To Full
AFNoLEF	Alt	F9	none	none	CKPIT: LEFS - Set To Null
AFIncLEF	Alt	F12	none	none	CKPIT: LEFS - Increase
AFDecLEF	Alt	F11	none	none	CKPIT: LEFS - Decrease
SimTEFCMDInc	Shft	F12	none	none	CKPIT: F-18 FLAP Sw itch - Step Up
SimTEFCMDDec	Shft	F11	none	none	CKPIT: F-18 FLAP Sw itch - Step Dow n
SimTEFCMDAuto	none	none	none	none	CKPIT: F-18 FLAP Sw itch - AUTO
SimTEFCMDHalf	none	none	none	none	CKPIT: F-18 FLAP Sw itch - HALF
SimTEFCMDFull	none	none	none	none	CKPIT: F-18 FLAP Sw itch - FULL
SimF18FCSTOTrim	Shft Ctrl Alt	T	none	none	CKPIT: F-18 FCS T/O TRIM Button
SimLaunchBarToggle	Shft Ctrl Alt	L	none	none	CKPIT: F-18 LAUNCH BAR Sw itch - Toggle
SimLaunchBarEXTEND	none	none	none	none	CKPIT: F-18 LAUNCH BAR Sw itch - EXTEND
SimLaunchBarRETRACT	none	none	none	none	CKPIT: F-18 LAUNCH BAR Sw itch - RETRACT
SimF18ThrottleATC	Shft Ctrl Alt	A	none	none	CKPIT: F-18 Throttle - ATC Button
AFWingFoldToggle	Shft	W	none	none	CKPIT: Wing Fold - Toggle
AFWingFoldUp	none	none	none	none	CKPIT: Wing Fold - Up
AFWingFoldDown	none	none	none	none	CKPIT: Wing Fold - Dow n
SimExtlWing	Shft Ctrl	O	none	none	CKPIT: WING/TAIL/FUS Lights - Toggle
SimWingLightBrt	none	none	none	none	CKPIT: WING/TAIL/FUS Lights - On
SimWingLightOff	none	none	none	none	CKPIT: WING/TAIL/FUS Lights - Off

*Note: This includes non-F-16 callbacks as well.*



## 2.9.2 3<sup>rd</sup> MFD

Callback	Default	Key File	Pitbuild.	Key File	Key File Description
SimCBEOSB_1T	none	none	none	none	TMFD: OSB-1 Button - Push
SimCBEOSB_2T	none	none	none	none	TMFD: OSB-2 Button - Push
SimCBEOSB_3T	none	none	none	none	TMFD: OSB-3 Button - Push
SimCBEOSB_4T	none	none	none	none	TMFD: OSB-4 Button - Push
SimCBEOSB_5T	none	none	none	none	TMFD: OSB-5 Button - Push
SimCBEOSB_6T	none	none	none	none	TMFD: OSB-6 Button - Push
SimCBEOSB_7T	none	none	none	none	TMFD: OSB-7 Button - Push
SimCBEOSB_8T	none	none	none	none	TMFD: OSB-8 Button - Push
SimCBEOSB_9T	none	none	none	none	TMFD: OSB-9 Button - Push
SimCBEOSB_10T	none	none	none	none	TMFD: OSB-10 Button - Push
SimCBEOSB_11T	none	none	none	none	TMFD: OSB-11 Button - Push
SimCBEOSB_12T	none	none	none	none	TMFD: OSB-12 Button - Push
SimCBEOSB_13T	none	none	none	none	TMFD: OSB-13 Button - Push
SimCBEOSB_14T	none	none	none	none	TMFD: OSB-14 Button - Push
SimCBEOSB_15T	none	none	none	none	TMFD: OSB-15 Button - Push
SimCBEOSB_16T	none	none	none	none	TMFD: OSB-16 Button - Push
SimCBEOSB_17T	none	none	none	none	TMFD: OSB-17 Button - Push
SimCBEOSB_18T	none	none	none	none	TMFD: OSB-18 Button - Push
SimCBEOSB_19T	none	none	none	none	TMFD: OSB-19 Button - Push
SimCBEOSB_20T	none	none	none	none	TMFD: OSB-20 Button - Push
SimCBEOSB_BRTUP_T	none	none	none	none	TMFD: BRT Button - Increase Brightness
SimCBEOSB_BRTDOWN_T	none	none	none	none	TMFD: BRT Button - Decrease Brightness

## 2.9.3 4<sup>th</sup> MFD

Callback	Default	Key File	Pitbuild.	Key File	Key File Description
SimCBEOSB_1F	none	none	none	none	FMFD: OSB-1 Button - Push
SimCBEOSB_2F	none	none	none	none	FMFD: OSB-2 Button - Push
SimCBEOSB_3F	none	none	none	none	FMFD: OSB-3 Button - Push
SimCBEOSB_4F	none	none	none	none	FMFD: OSB-4 Button - Push
SimCBEOSB_5F	none	none	none	none	FMFD: OSB-5 Button - Push
SimCBEOSB_6F	none	none	none	none	FMFD: OSB-6 Button - Push
SimCBEOSB_7F	none	none	none	none	FMFD: OSB-7 Button - Push
SimCBEOSB_8F	none	none	none	none	FMFD: OSB-8 Button - Push
SimCBEOSB_9F	none	none	none	none	FMFD: OSB-9 Button - Push
SimCBEOSB_10F	none	none	none	none	FMFD: OSB-10 Button - Push
SimCBEOSB_11F	none	none	none	none	FMFD: OSB-11 Button - Push
SimCBEOSB_12F	none	none	none	none	FMFD: OSB-12 Button - Push
SimCBEOSB_13F	none	none	none	none	FMFD: OSB-13 Button - Push
SimCBEOSB_14F	none	none	none	none	FMFD: OSB-14 Button - Push
SimCBEOSB_15F	none	none	none	none	FMFD: OSB-15 Button - Push
SimCBEOSB_16F	none	none	none	none	FMFD: OSB-16 Button - Push
SimCBEOSB_17F	none	none	none	none	FMFD: OSB-17 Button - Push
SimCBEOSB_18F	none	none	none	none	FMFD: OSB-18 Button - Push
SimCBEOSB_19F	none	none	none	none	FMFD: OSB-19 Button - Push
SimCBEOSB_20F	none	none	none	none	FMFD: OSB-20 Button - Push
SimCBEOSB_BRTUP_F	none	none	none	none	FMFD: BRT Button - Increase Brightness
SimCBEOSB_BRTDOWN_F	none	none	none	none	FMFD: BRT Button - Decrease Brightness



## 3. F-16 Cockpit Variants

Falcon BMS offers 17 different cockpit layouts. Most of these layouts are shared amongst different F-16 blocks.

The headlines tell you which aircraft share the same layout. Note: This might change in the future.

To give you an overview about the different types we added screenshots from each F-16 version and show the left, center and right consoles.



### 3.1 F-16A-15 | A-15 IAF | C-25 | C-32 | C-32 AGRS | C-32 EAF | C-32 ROKAF | C-52+ EAF





## 3.2 F-16AM BAC | AM RJAF



## 3.3 F-16AM RNLAf | AM RDAF | AM RN0AF







## 3.4 F-16B-15 | B-15 IAF



## 3.5 F-16C-30 | C-30 AGRS







## 3.6 F-16C-30 IAF | C-40 IAF



## 3.7 F-16C-40 EAF







### 3.8 F-16C-52+



### 3.9 F-16C-52+ CFT





### 3.10 F-16CM-40



### 3.11 F-16CM-42







## 3.12 F-16CM-50



## 3.13 F-16CM-52 | CM-52 TB | C-52 ROKAF





## 3.14 F-16D-52+ RSAF



## 3.15 F-16DG-30 IAF | DG-40 IAF







## 3.16 F-16DM-40



## 3.17 F-16DM-52



### 3.18 F-16I-52+ | I-52+ CFT

